



## Contents

---

	<i>Page(s)</i>
Corporate Information .....	2
Chairman's Statement .....	3-8
Directors' Profiles .....	9
Corporate Governance Report .....	10-17
Report of the Directors .....	18-23
Independent Auditor's Report .....	24-26
Consolidated Statement of Profit or Loss .....	27
Consolidated Statement of Total Comprehensive Income .....	28
Consolidated Statement of Financial Position .....	29-30
Consolidated Statement of Changes in Equity .....	31
Consolidated Statement of Cash Flows .....	32-33
Notes to the Consolidated Financial Statements .....	34-84
Financial Summary .....	85
Major Properties .....	86

## Corporate Information

---

### Executive Directors

Mr. William Cheng Kai Man (*Chairman*)  
Mr. Albert Hui Wing Ho

### Non-Executive Director

Madam Mabel Lui Fung Mei Yee

### Independent Non-Executive Directors

Mr. Vincent Kwok Chi Sun  
Mr. Chan Kim Fai  
Mr. Hui Kin Hing

### Company Secretary

Ms. Koo Ching Fan

### Auditor

Deloitte Touche Tohmatsu  
35th Floor, One Pacific Place  
88 Queensway  
Hong Kong

### Solicitors

KCL & Partners  
Unit 1602-06, 16/F  
FWD Financial Centre  
308 Des Voeux Road Central  
Sheung Wan, Hong Kong

### Principal Bankers

The Hongkong and Shanghai Banking Corporation  
Limited  
Chong Hing Bank Limited

### Registered Office

3rd Floor, Shun Ho Tower  
24-30 Ice House Street  
Central, Hong Kong

### Share Registrars

Tricor Tengis Limited  
Level 22, Hopewell Centre  
183 Queen's Road East  
Hong Kong  
Tel: 2980 1333

### Company's Website

[www.shunho.com.hk](http://www.shunho.com.hk)

## Chairman's Statement

---

I present to the shareholders my report on the results and operations of Shun Ho Property Investments Limited (the "Company") and its subsidiaries (together the "Group") for the year ended 31st December, 2016.

### RESULTS

The net profit after tax attributable to the owners of the Company before depreciation of property, plant and equipment and release of prepaid lease payments for land for the year ended 31st December, 2016 was HK\$441,000,000 (2015: HK\$224,000,000), increased by 97%.

### DIVIDEND

A total dividend including interim dividend and final dividend of HK6 cents per share (2015: HK4.8 cents per share) will be payable to shareholders whose names appear on the register of members of the Company on 5th July, 2017. The payout ratio is 21%. The Board recommends the payment of a final dividend of HK4.14 cents per share for the year ended 31st December, 2016 (2015: HK4.8 cents per share) and will be payable on 18th July, 2017 to shareholders whose names appear on the register of members of the Company on 5th July, 2017. With reference to the announcement of 2016 interim results of the Company dated 30th August, 2016, shareholders are reminded that an interim dividend of HK1.86 cents per share for the six months ended 30th June, 2016 is also payable on 18th July, 2017 to shareholders whose names appear on the register of members of the Company on 5th July, 2017. Therefore, shareholders whose names appear on the register of members of the Company on 5th July, 2017 will receive dividends for a total sum of HK6 cents per share (2015: HK4.8 cents per share).

For 2016, the annual dividend to be received by shareholders was equivalent to 2% annual yield of the closing price of the Company's share immediately before the date of results announcement.

### BOOK CLOSURE

To ascertain shareholders' eligibility to attend and vote at the Annual General Meeting to be held on Friday, 16th June, 2017 ("AGM"), the register of members will be closed from Monday, 12th June, 2017 to Friday, 16th June, 2017, both dates inclusive, during which period no transfer of shares will be registered. In order to be eligible to attend and vote at the AGM, all transfers of shares accompanied by the relevant share certificates must be lodged with the Company's Share Registrars, Tricor Tengis Limited, Level 22, Hopewell Centre, 183 Queen's Road East, Hong Kong, not later than 4:30 p.m. on Friday, 9th June, 2017.

Subject to the approval of the shareholders at the AGM for the proposed final dividend, the register of members of the Company will be closed from Thursday, 29th June 2017 to Wednesday, 5th July, 2017, both dates inclusive, during which period no transfer of shares of the Company will be registered, for the purpose of ascertaining shareholders' entitlement to the proposed final dividend. In order to qualify for the proposed final dividend, all transfers of shares accompanied by the relevant share certificates must be lodged with Company's Share Registrars, Tricor Tengis Limited, at Level 22, Hopewell Centre, 183 Queen's Road East, Hong Kong for registration not later than 4:30 p.m. on Wednesday, 28th June, 2017.

### MANAGEMENT DISCUSSION AND ANALYSIS

During the year under review, the Group through its major subsidiaries continued with its operations of commercial properties investment and property leasing, hotels investment, development and operations.

During the year, the Company changed its name to "Shun Ho Property Investments Limited" so as to reflect its property investments business nature.

## Chairman's Statement (Continued)

The net profit after tax attributable to the owners of the Company before depreciation of property, plant and equipment and release of prepaid lease payments for land for the year ended 31st December, 2016 was HK\$441,000,000 (2015: HK\$224,000,000), increased by 97%.

	2015 <i>HK\$'000</i>	2016 <i>HK\$'000</i>	Change
Revaluation profit of investment properties	28,587	<b>216,101</b>	+656%
Profit from operation of hotels	125,386	<b>114,442</b>	-9%
Properties rental	120,449	<b>135,831</b>	+13%
Income from securities investment	5,640	<b>7,625</b>	+35%
Other income	7,965	<b>31,809</b>	+299%
	<u>288,027</u>	<u><b>505,808</b></u>	+76%
Administrative and other expenses	(38,224)	<b>(44,237)</b>	+16%
Income tax expense	(38,625)	<b>(37,371)</b>	-3%
	<u>211,178</u>	<u><b>424,200</b></u>	+101%
Non-controlling interests	(40,933)	<b>(42,811)</b>	+5%
	<u>170,245</u>	<u><b>381,389</b></u>	+124%
Add: Properties depreciation and release of prepaid lease payments for land attributable to owner of the Company	54,177	<b>59,609</b>	+10%
	<u>224,422</u>	<u><b>440,998</b></u>	+97%

## PERFORMANCE

### Hotel Business

The Company owns 71.09% of Magnificent Hotel Investments Limited ("Magnificent Hotel") as its hotel investment subsidiary. Magnificent Hotel presently owns eight hotels and operates seven hotels, including: (1) Best Western Plus Hotel Kowloon, (2) Best Western Plus Hotel Hong Kong, (3) Best Western Grand Hotel, (4) Best Western Hotel Causeway Bay, (5) Best Western Hotel Harbour View, (6) Grand City Hotel and (7) Magnificent International Hotel, Shanghai with 2,037 rooms, which is one of the largest hotel groups in Hong Kong. (8) Royal Scot Hotel in London was leased to a hotel management company, Travelodge.

The Best Western Plus Hotel Kowloon is undergoing renovation to add approximately 40 hotel rooms and is expected to be completed in 2017.

During the year, the Group acquired the freehold property of Royal Scot Hotel situate at 100 King's Cross Road, London for the consideration of £70,300,000 (equivalent to approximately HK\$731,000,000). The current net income is £3,137,487 (equivalent to approximately HK\$32,912,000) per annum.

The net profit after tax attributed to owners of Magnificent Hotel before revaluation gain of investment properties and depreciation of property, plant and equipment and release of prepaid lease payments for land for the year ended 31st December, 2016 was HK\$205 million (2015: HK\$214 million), decreased by 4%. The income from operation of hotels amounted to HK\$444 million (2015: HK\$436 million), increased by 2%. The average occupancy in the Group's Hong Kong hotels was 99% and the average room rate was HK\$604.

The above decline in Magnificent Hotel net profit of HK\$9 million were mainly due to loss of rental income and property management fee income by HK\$50 million after group reorganization.

## Chairman's Statement (Continued)

### Commercial Properties Rental Income

The properties rental income was derived from office buildings of Shun Ho Tower, 633 King's Road, Royal Scot Hotel and shops from Best Western Plus Hotel Kowloon, Best Western Plus Hotel Hong Kong and Best Western Grand Hotel amounted to HK\$140 million (2015: HK\$124 million).

The properties rental income was analysed as follows:

	2015 HK\$'000	2016 HK\$'000	Change
633 King's Road	95,471	96,238	+1%
Shun Ho Tower	21,850	22,633	+4% (Note)
Shops	6,639	4,346	-35%
Royal Scot Hotel	-	16,397	N/A
Total	<u>123,960</u>	<u>139,614</u>	+13%

Note: Non-controlling interest will be deducted in consolidated statement of profit or loss.

During the year, the commercial building at 633 King's Road and Shun Ho Tower were almost fully occupied. The increase of office building rental was due to the renewal of leases during the year. The decrease of shop rental was due to the expiry of the tenancy of first floor of Best Western Plus Hotel Kowloon.

### LIQUIDITY

- At 31st December, 2016, the overall debt of the Group including Magnificent Hotel and its subsidiaries (together "Magnificent Hotel Group") was HK\$815 million (2015: HK\$561 million). The bank loan increased due to the acquisition of Royal Scot Hotel, London during the year. The debt ratio was 6% (2015: 4%) in terms of overall debts of HK\$815 million (2015: HK\$561 million) against the fully revalued assets of the Group amounted to HK\$13,145 million (2015: HK\$12,901 million). The gearing ratio of the Group (including Magnificent Hotel Group) was 12% (2015: 9%).

The Group's bank borrowings carry interest at floating rates and are mainly denominated in Hong Kong dollar and Pound Sterling. Accordingly, the Group explores to exchange risk and management manages and monitors these exposures to ensure appropriate measures are implemented on a timely and effective manner. As at 31st December, 2016, the Group's staffing level did not have material change when compared with that of 31st December, 2015. Remuneration and benefit were set with reference to the market.

### LOOKING AHEAD



- Magnificent Hotel will continue its business of hotel operations and will seek to acquire more hotel incomes by acquisition of hotel properties or serviced apartment hotels. Looking ahead, the hotel industry may have stabilized with increase of visitors from short haul markets and more PRC individual travellers. But the PRC visitor's less spending power, increase of supply of new hotel rooms, competing room rate and occupancy may still affect hotel industry adversely. Hotel revenue this coming year may experience small improvement.
- The Group formed a joint venture company to acquire a hotel building in Vancouver Canada. The acquisition cost is CA\$145 million (equivalent to approximately HK\$858.02 million). The building is a 5-star hotel, namely Rosewood Hotel Georgia, that is one of the most sought-after and legendary luxury downtown Vancouver hotels, offering unparalleled service in an ideal locale.

The hotel building was newly constructed in 2011 with a total gross floor area of 197,000 sq.ft. on a lot size of 29,924 sq.ft. and the rooms were modified from 312 rooms to 156 exceptionally large guest rooms. The acquisition price of CA\$736 (equivalent to approximately HK\$4,355) per sq.ft. is below the construction replacement costs. It is an excellent opportunity to enter the vibrant Vancouver real estate and hotel market at a low unit price for a new and most prestigious building on the most prominent location of the city centre with initial yield of 4%.

**Chairman's Statement** *(Continued)*

---

**Rosewood Hotel Georgia**  
801 West Georgia Street, Vancouver, BC, Canada






**Chairman's Statement** *(Continued)*

---

**Newton Inn**  
**88 Chun Yeung Street, North Point, Hong Kong**





## Chairman's Statement *(Continued)*

---

- In February 2017, Shun Ho Property announced the acquisition of a large hotel property located at No.88 Chun Yeung Street, North Point, Hong Kong and known as Newton Inn. The property has a site area of 9,557 sq.ft. and an approval building plan area of 143,342 sq.ft. The property houses 317 guest rooms with food and beverage and swimming pool facilities and three retail shops.

The consideration of HK\$1 billion represents approximately HK\$6,900 per sq.ft. or HK\$3.1 million per room only. The low acquisition unit price presents an extremely attractive investment opportunity to acquire a large scale property located in the busiest retail, commercial and tourism area of the fast developing and bustling commercial district of North Point. The management intends to spend limited amount on a 3 months renovation program and rebranding with international logo which will quickly improve the newly renovated hotel's earning ability and value.

Because of its excellent location for retail, commercial and entertainment, the management of Shun Ho Property has a long-term plan to convert or rebuild the superstructure for a first class retail commercial building with an area of 143,342 sq.ft. at appropriate time for long term investment.

The purchase consideration is almost equal to today's construction replacement cost, not only offers stable recurring income for the short and medium terms but also provides future substantial capital gain potential for conversion or rebuilding into first class commercial building.

The Directors expect that this acquisition with the benefit of more income to the Group will improve future dividend payment.

- The Company will continue its management and investment of 633 King's Road and Shun Ho Tower, Ice House Street.
- Overall the short term prospect of the Group's earning may improve modestly with the stabilization of local hotel industry and office rental demand increase. Earning growth is to be expected from the newly acquired Newton Inn hotel.

By Order of the Board

**William CHENG Kai Man**  
*Chairman*

Hong Kong, 13th March, 2017

## Directors' Profiles

---

**Mr. William CHENG Kai Man, Executive Director**

Aged 55. Appointed to the Board in 1990. He is also a director of Shun Ho Holdings Limited ("Shun Ho Holdings") which is the Company's holding company and Magnificent Hotel Investments Limited ("Magnificent Hotel") which is the Company's subsidiary. He has over twenty years' experience in construction, property investment and development and has over twenty years' experience in hotel management. He graduated in the U.K. and holds a bachelor's degree in civil engineering and a master's degree in structural engineering. He is a director of Mercury Fast Limited ("Mercury") and Omnico Company Inc., both of which are substantial shareholders of the Company.

**Mr. Albert HUI Wing Ho, Executive Director**

Aged 54. Appointed to the Board in 1989. He is also a director of Shun Ho Holdings and Magnificent Hotel. He has over twenty years' experience in construction, property investment and development and has over twenty years' experience in hotel management. He graduated in the U.K. and holds a bachelor's degree in civil engineering.

**Madam Mabel LUI FUNG Mei Yee, Non-Executive Director**

Aged 65. Solicitor and Notary Public. Appointed to the Board in 1999. She is also a non-executive director of Shun Ho Holdings and Magnificent Hotel. She is a partner of Winston & Strawn.

**Mr. Vincent KWOK Chi Sun, Independent Non-Executive Director**

Aged 54. ACA (Aust), CPA (Practising). Appointed to the Board in 1999. He is also an independent non-executive director of Shun Ho Holdings, Magnificent Hotel, China Digital Culture (Group) Limited and Evergreen International Holdings Limited. He is a partner of Vincent Kwok & Co.

**Mr. CHAN Kim Fai, Independent Non-Executive Director**

Aged 57. FCCA, CPA (Practising). Appointed to the Board in 2004. He is also an independent non-executive director of Shun Ho Holdings, Magnificent Hotel and EGL Holdings Company Limited. He holds a bachelor's degree in science from The Chinese University of Hong Kong. He has extensive experience in accounting, corporate finance and financial management. He is a partner of Ivan Chan & Co, CPA.

**Mr. HUI Kin Hing, Independent Non-Executive Director**

Aged 49. FCCA, CPA (Practising). Appointed to the Board in 2005. He is also an independent non-executive director of Shun Ho Holdings and Magnificent Hotel. He holds a master's degree in business administration. He runs an accounting firm of Titus K. H. Hui. He has extensive experience in accounting, corporate finance and financial management.

## Corporate Governance Report

---

**The Company is committed to the establishment of good corporate governance practices and procedures. The corporate governance principles of the Company emphasise a quality board, sound internal control and transparency and accountability to all shareholders.**

### CORPORATE GOVERNANCE

The Board of the Company has approved the adoption of the Corporate Governance Code as set out in Appendix 14 of the Rules Governing the Listing of Securities on the Stock Exchange of Hong Kong Limited (the “Listing Rules”) as our corporate governance code.

#### (a) Compliance with the Corporate Governance Code

During the year ended 31st December, 2016, the Company has complied with all the code provisions of Corporate Governance Code set out in Appendix 14 of the Listing Rules with the exception of the following deviations:

*Code Provision A.2.1: chairman and chief executive should not be performed by the same individual*

The Company does not have separate appointments for Chairman and Chief Executive Officer. Mr. William Cheng Kai Man holds both positions. The Board believes that vesting the roles of both Chairman and Chief Executive Officer in the same person enables the Company to have a stable and consistent leadership. It also facilitates the planning and execution of the Company’s strategy and is hence, for the interests of the Company and its shareholders.

*Code Provision A.4.1: non-executive directors should be appointed for a specific term*

Except two Non-executive Directors, all Directors of the Company (including executive or non-executive Directors) are not appointed for a fixed term. The Articles of Association of the Company stipulate that every director (including Executive or Non-executive Directors) shall retire and be re-elected at least once every three years. Therefore, the Company has adopted adequate measures to ensure the corporate governance of the Company complies with the same level to that required under the Corporate Governance Code.

*Code Provision A.5.2: the nomination committee should perform the duties set out in paragraphs (a) to (d)*

The terms of reference of the nomination committee adopted by the Company are in compliance with the code provision A.5.2 except that it is not the duty of the nomination committee to select individuals nominated for directorships. The nomination committee comprises a majority of independent non-executive directors who are not involved in the daily operation of the Company and may not have sufficient knowledge of industry practice. Such duty should be performed by the Board.

*Code Provision B.1.2: the remuneration committee’s terms of reference should include, as a minimum, paragraphs (a) to (h)*

The terms of reference of the remuneration committee adopted by the Company are in compliance with the code provision B.1.2 except that it is not the duties of the remuneration committee to approve the management’s remuneration proposals, compensation payable to executive directors and senior management for any loss or termination of office or appointment and compensation arrangements relating to dismissal or removal of directors for misconduct. The remuneration committee comprises a majority of independent non-executive directors who are not involved in the daily operation of the Company and may not have sufficient knowledge of industry practice. Such duties should be performed by the Board.

#### (b) Compliance with the Model Code

The Company has adopted the Model Code for Securities Transactions by Directors of Listed Issuers (the “Model Code”) set out in Appendix 10 of the Listing Rules as the code of conduct regarding securities transactions by the directors. Having made specific enquiry of all directors, the Company confirmed that all directors have complied with the required standard set out in the Model Code during the year.

## Corporate Governance Report (Continued)

### BOARD COMPOSITION AND BOARD PRACTICES

The Board of Directors (“Board”) of the Company is collectively responsible for the oversight of the management of the business and affairs of the Group with the objective of enhancing shareholders value.

The Listing Rules require every listed issuer to have at least three independent non-executive directors, at least one of whom must have appropriate professional qualifications, or accounting or related financial management expertise. As at 31st December, 2016, the Board of the Company comprises a total of six Directors, with two Executive Directors, one Non-executive Director and three Independent Non-executive Directors. All the Independent Non-Executive Directors have appropriate professional qualifications, or accounting or related financial management expertise.

As at the date of this report, the Board’s composition under major diversified perspectives was summarized as follows:

Gender	Male		Female
Ethnicity	Chinese		
Age Group	40-49	50-59	60-69
Year of Service	>10		
	0	1	2
	3	4	5
	6	Number of Directors	

None of the Directors has or maintained any financial, business, family or other material/relevant relationship with any of the other Directors.

Each of the Independent Non-executive Directors has made an annual confirmation of independence pursuant to Rule 3.13 of the Listing Rules. The Company is of the view that all Independent Non-executive Directors meet the independence guidelines set out in Rule 3.13 of the Listing Rules and are independent in accordance with the terms of the guidelines.

All Directors (including Executive or Non-executive Directors) are subject to retirement by rotation once every three years in accordance with the Company’s Articles of Association. Review will be made regularly of the Board composition to ensure that it has a balance of expertise, skills and experience appropriate for the requirements of the business of the Company. The Directors’ biographical information is set out on page 9.

The positions of the Chairman of the Board (“Chairman”) and the Chief Executive Officer are not held by separate individuals pursuant to the reasons given above.

The Board is responsible for establishing the strategic direction of the Group; setting objectives and business development plans; monitoring the performance of the senior management and assuming responsibility for corporate governance.

The management, under the leadership of the Chief Executive Officer, is responsible for implementing the strategies and plans established by the Board; and submitting reports on the Company’s operations to the Board on a regular basis to ensure effective discharge of the Board’s responsibilities.

All Directors have made full and active contribution to the affairs of the Board and the Board always acts in the best interests of the Group.

The Board is responsible for performing the corporate governance duties including:

- (a) to develop and review the Company’s policies and practices on corporate governance;
- (b) to review and monitor the training and continuous professional development of Directors and senior management;
- (c) to review and monitor the Company’s policies and practices on compliance with legal and regulatory requirements;
- (d) to develop, review and monitor the code of conduct and compliance manual (if any) applicable to employees and Directors; and
- (e) to review the Company’s compliance with the Corporate Governance Code and disclosure in the Corporate Governance Report.

## Corporate Governance Report (Continued)

The Board meets regularly and held four meetings in 2016 and the attendance of each director is set out below:

	Number of Board meetings attended in 2016	Attendance rate
<b>Executive Directors</b>		
William Cheng Kai Man (Chairman)	4/4	100%
Albert Hui Wing Ho	4/4	100%
<b>Non-executive Director</b>		
Mabel Lui Fung Mei Yee	2/4	50%
<b>Independent Non-executive Directors</b>		
Vincent Kwok Chi Sun	2/4	50%
Chan Kim Fai	2/4	50%
Hui Kin Hing	2/4	50%

Regular Board meetings of the year are scheduled in advance to give all Directors an opportunity to attend. The Directors can attend meetings in persons or through other means of electronic communication in accordance with the Company's Articles of Association.

Board papers are circulated not less than three days before the Board meetings to enable the Directors to make informed decisions on matters to be raised at the Board meetings. The Company Secretary or his assistant and Group Financial Controller shall attend all regular Board meetings to advise on corporate governance, statutory compliance, accounting and financial matters when necessary. Directors shall have full access to information on the Group and are able to obtain independent professional advice whenever deemed necessary by the Directors. The Company Secretary or his assistant shall prepare minutes and keep records of matters discussed and decisions resolved at all Board meetings.

Each newly appointed Director is provided with a package of orientation materials setting out the duties and responsibilities of Directors under the Listing Rules, related ordinances and relevant regulatory requirements of Hong Kong. Orientation meeting with newly appointed Director will be held for briefing on business and operations of the Company. Updates are provided to Directors when necessary to ensure that Directors are aware of the latest changes in the commercial and regulatory environment in which the Group conducts its businesses.

## DIRECTORS' TRAINING

With effect from 1st April, 2012, Directors are provided with monthly updates on the Company's performance, position and prospects to enable the Board as a whole and each Director to discharge their duties.

All Directors are encouraged to participate in continuous professional development to develop and refresh their knowledge and skills. A summary of training received by Directors in 2016 is set out below:

Name of Directors	Type of Continuous Professional Development	
	Attending seminar on regulatory development and/or directors' duties	Reading regulatory updates or information relevant to the Company or its business
William Cheng Kai Man	–	√
Albert Hui Wing Ho	√	√
Mabel Lui Fung Mei Yee	√	√
Vincent Kwok Chi Sun	√	√
Chan Kim Fai	√	√
Hui Kin Hing	√	√

## ATTENDANCE AT GENERAL MEETINGS

	Annual General Meeting (held on 17th June, 2016)
<b>Executive Directors</b>	
William Cheng Kai Man	√
Albert Hui Wing Ho	√
<b>Non-executive Director</b>	
Mabel Lui Fung Mei Yee	–
<b>Independent Non-executive Directors</b>	
Vincent Kwok Chi Sun	√
Chan Kim Fai	√
Hui Kin Hing	√

## Corporate Governance Report (Continued)

### DIRECTORS' RESPONSIBILITY FOR THE FINANCIAL STATEMENTS

The Directors acknowledge their responsibility for preparing the financial statements of the Group.

With the assistance of the Accounts Department which is under the supervision of the Group Financial Controller of the Company, the Directors ensure the preparation of the financial statements of the Group are in accordance with statutory requirements and applicable accounting standards. The Directors also ensure the publication of the financial statements of the Group is in a timely manner.

The statement of the Auditor of the Company about their reporting responsibilities on the financial statements of the Group is set out in the Independent Auditor's Report on page 24-26.

During the year, the emoluments paid to the senior management, i.e. executive directors, of the Company fell within the following bands:

Emolument band (HK\$)	Number of individuals
1 – 5,000,000	1
5,000,001 – 9,000,000	1
	<hr/>
	2

### AUDITOR'S REMUNERATION

For the year ended 31st December, 2016, the Auditor of the Company received approximately HK\$3.3 million for audit service and HK\$0.2 million for tax and consultancy services.

### AUDIT COMMITTEE

The Listing Rules require every listed issuer to establish an audit committee comprising at least three members who must be non-executive directors only, and the majority thereof must be independent non-executive directors, at least one of whom must have appropriate professional qualifications, or accounting or related financial management expertise. The Company established an audit committee ("Audit Committee") in 1995 with reference to "A Guide for the Formation of an Audit Committee" issued by the Hong Kong Institute of Certified Public Accountants (formerly known as Hong Kong Society of Accountants). In accordance with the requirements of the Corporate Governance Code, the terms of reference of the Audit Committee were revised on 20th April, 2005, 14th April, 2009, 28th March, 2012 and 1st January, 2016 in terms substantially the same as the provisions set out in the Code on Corporate Governance Practices and Corporate Governance Code. The terms of reference of the Audit Committee are available on the websites of the Company and the Stock Exchange.

The principal duties of the Audit Committee include the review of the Group's financial controls and internal control and risk management, review of the Group's financial information (half-yearly and annual results) and review of the relationship with the Auditor of the Company. Regular meetings have been held by the Audit Committee since its establishment. The Audit Committee held two meetings in 2016, the attendance of each member is set out below:

	Number of Audit Committee attended in 2016	Attendance rate
Vincent Kwok Chi Sun	2/2	100%
Chan Kim Fai	2/2	100%
Hui Kin Hing	2/2	100%

The scope of work done by the Audit Committee during the year under review includes the following:

- reviewed and recommended the Board to approve the audit fee proposal for year 2016;
- reviewed the interim report and the interim results announcement for the six months ended 30th June, 2016;
- reviewed the audit plan for year 2016 to assess the general scope of audit work; and
- reviewed the audited accounts and final results announcement for year 2015.

The existing Audit Committee of the Company comprises three Independent Non-executive Directors, namely, Mr. Vincent Kwok Chi Sun (Chairman of the Audit Committee), Mr. Chan Kim Fai and Mr. Hui Kin Hing.

The Group's annual report for the year ended 31st December, 2016 has been reviewed by the Audit Committee.

### RISK MANAGEMENT AND INTERNAL CONTROL

During the reporting period, the Board is responsible for evaluating and determining the nature and extent of the risks. The Board has overall responsibilities for maintaining sound and effective risk management and internal control system of the Group. The Group's system of risk management and internal control includes a defined management structure with limits of authority, is designed to assist the Group to achieve business objectives, safeguard assets against unauthorised use or disposition, ensure the maintenance of proper accounting records for the provision of reliable financial information for internal use or for publication, and ensure compliance with relevant legislation and regulations. The system is designed to provide reasonable, but not absolute, assurance against material misstatement or loss and to manage rather than eliminate risks of failure in operational systems and achievement of the Group's objectives.



Proper controls are in place for the recording of complete, accurate and timely accounting and management information. Regular reviews and internal audits are carried out to ensure that the preparation of financial statements is carried out in accordance with generally accepted accounting principles, the Group's accounting policies and applicable laws and regulations.

Internal Audit adopts a risk and control based audit approach. The annual work plan is directed to monitor compliance with internal control procedures focusing on those areas of the Group's activities with the greatest perceived risk.

The Board has conducted a review of the effectiveness of the system of risk management and internal control of the Group and considered the adequacy of resources, qualifications and experience of staff of the Company's accounting and financial reporting functions and their training programmes and budget on an annual basis. The Board is of the view that the system of risk management and internal control in place for the year under review and up to the date of issuance of the annual report and financial statements is sound and is sufficient to safeguard the interests of shareholders, customers and employees, and the Group's assets.

Risk management has to be proactive to ensure that significant risks are identified, assessed by considering the impacts and likelihoods of their occurrence, and effectively managed by identifying suitable controls and countermeasures, and assessing the cost effectiveness of the mitigating actions proposed.

In order to identifying, evaluating and managing the significant risks, the risk management of the Group combines a top-down strategic view with a bottom-up operational process. The Board, by the top-down approach, has a particular focus on determining the nature and extent of significant risks it is willing to take in achieving the strategic objectives of the Group. On the other hand, the bottom up approach is embedded in the operations of the Group and complements the top-down strategic view by identifying the principal risks and ensuring all significant risks to be adequately considered by the Board. This evaluation process will be carried out on an ongoing basis.

In alignment with the amendments to the corporate governance code, the terms of reference of the Audit Committee have been revised to include the responsibility of reviewing the risk management and control systems. The Audit Committee will then report to the Board after due review of the effectiveness of the Group's risk management and internal control systems. The Board should oversee management in the design, implementation and monitoring of the risk management and internal control systems.

The Board had reviewed the nature and extent of the significant risks in property leasing and hotel markets, the number of overnight visitors arrived Hong Kong, supply of new hotel rooms, competing room rate and occupancy, as well as competition for experienced and skilled hotel personnel and the Group's ability to respond to its changes.

A summary on such significant risks of the Group together with the relevant internal control measures is listed below:

### a) Regulatory and Compliance Risk

As a listed and property leasing and hotel operations company, the Group is exposed to and subject to extensive government policies and regulations of mainland China and Hong Kong. These include the Hong Kong Companies Ordinance, financial and tax legislations, as well as the Listing Rules in Hong Kong.

The Group is committed to complying with the relevant policies, regulations and guidelines applicable to its operations by experienced and professional staff as well as by consultancy with external experts.

### b) Economic Risk

The Group is dependent on the regional economic conditions in which the Group is operated. Global economic uncertainty, prospect of interest rates hike in US, slowdown of mainland China's economic growth and possible sluggish economy of Hong Kong would adversely affect the Group's profitability.

The Group reviews and optimizes its asset portfolio to ensure that it is sufficiently cost effective and efficient. The risk of adverse economic conditions is managed by ensuring proper monitoring of the business performance, and constant assessment of economic conditions and the appropriateness of the prevailing investment and business strategy.

### c) Market Risk

The Group operates in areas that are highly competitive, and failure to compete effectively in terms of price, product quality and specification or levels of service can have an adverse impact on the Group's results. The market demand and supply condition is also one of the significant factors impacting the Group's performance.

The Group manages market risks by keeping track of the hotel market condition, strengthening its brand names and product quality, and setting strategies commensurate with the market demand.

### d) Financial Risk

An effective and sound financial management system is essential to the Group's operations. The Group may be exposed and impacted by factors such as shortage of fund flow, increase in costs of funding and currency fluctuation.

The Group's finance team is embedded within the Group to provide financial management support by monitoring the financial market conditions and setting an appropriate financial strategy. The Group maintains an open and proactive relationship with the banking community, arranging different terms of loan facilities from different sources with different tenures and ensures continuous assessment of counterparty risks.

The Board assesses the likely impact of any unexpected and significant event that may impact the price of the Shares or their trading volume and decides whether the relevant information is considered inside information and needs to be disclosed as soon as reasonably practicable pursuant to Rules 13.09 and 13.10 of the Listing Rules and the Inside Information Provisions under Part XIVA of the SFO.

### REMUNERATION COMMITTEE

According to the Code on Corporate Governance Practices, the Company established its remuneration committee ("Remuneration Committee") on 20th April, 2005. The terms of reference of the Remuneration Committee were revised on 28th March, 2012 in terms substantially the same as the provisions set out in the Corporate Governance Code and are available on websites of the Company and the Stock Exchange. The existing Remuneration Committee comprises Mr. Vincent Kwok Chi Sun (Chairman of the Remuneration Committee, an Independent Non-executive Director) and Mr. William Cheng Kai Man (Executive Director) and Mr. Chan Kim Fai (an Independent Non-executive Director). No meeting was held by the Remuneration Committee in 2016.

The principal responsibilities of the Remuneration Committee include making recommendations to the Board on the Company's policy and structure for all remuneration of Directors and senior management and reviewing the specific remuneration packages of all executive Directors and senior management by reference to corporate goals and objectives resolved by the Board from time to time.

The Remuneration Committee shall consult the Chairman and/or the Chief Executive Officer of the Company about their proposals relating to remuneration of executive directors and have access to professional advice if considered necessary.

### NOMINATION COMMITTEE

On 28th March, 2012, the Board resolved to establish a Nomination Committee. The committee members comprise Mr. William Cheng Kai Man (Chairman of the Committee, Executive Director), Mr. Chan Kim Fai (an Independent Non-executive Director) and Mr. Hui Kin Hing (an Independent Non-executive Director). The terms of reference of the Nomination Committee are available on the websites of the Company and the Stock Exchange.

The Nomination Committee was established in March 2012 with specific terms of reference in accordance with the Corporate Governance Code. The Nomination Committee is responsible to review the structure, size and composition of the Board and make recommendations on any proposed changes to the Board to complement the Company's corporate strategy. It shall consider the suitability of a candidate to act as a Director on the basis of the candidate's qualification, experience, integrity and potential contribution to the Company, and assess the independence of Independent Non-executive Directors taking into account the independence requirements set out in Rule 3.13 of the Listing Rules. Before its establishment, the role and function of the Nomination Committee was taken up by the Board. The Nomination Committee held a meeting during the year. All committee members have attended the meeting to review the structure, size and composition of the Board and assess the independence of Independent Non-executive Directors.

The Company adopted a policy concerning diversity of board members on 30th August, 2013. Selection of candidates of board members will be based on a range of diversity perspectives, including but not limited to gender, age, cultural and educational background, ethnicity, professional experience, skills, knowledge and length of service. The ultimate decision will be based on merit and contribution that the selected candidates will bring to the Board.

### COMPANY SECRETARY

Mr. Huen Po Wah resigned as the Company Secretary on 30 November 2016 due to reaching the retirement age. Ms. Koo Ching Fan was appointed as the Company Secretary in 30 November 2016.

Ms. Koo is an associate of the Hong Kong Institute of Chartered Secretaries and the Institute of Chartered Secretaries and Administrators and a fellow member of the Association of Chartered Certified Accountants. She is also a holder of the Practitioner's Endorsement issued by the Hong Kong Institute of Chartered Secretaries. Although the Company Secretary is not a full time employee of the Company, she reports to the

Board and is responsible for advising the Board on governance matters. The primary contact person of the Company with the Company Secretary is Ms. Jennie Wong Kwai Fong, the Assistant Company Secretary of the Company. During 2016, each of Mr. Huen and Ms. Koo has confirmed that he/she has taken no less than 15 hours of relevant professional training.

### CONSTITUTIONAL DOCUMENTS

During the year, there is no significant change in the Company's constitutional documents.

### SHAREHOLDERS' RIGHTS

Set out below is a summary of certain rights of the shareholders of the Company as required to be disclosed pursuant to the mandatory disclosure requirements under Paragraph O of the Corporate Governance Code.

#### Convening of General Meeting on Request

Shareholder(s) may request the Directors to call a general meeting pursuant to Sections 566 to 568 of the Companies Ordinance (Chapter 622 of the Laws of Hong Kong) (the "CO").

In accordance with Section 566 of the CO, the Directors are required to call a general meeting if the Company has received requests to do so from members of the Company representing at least 5% of the total voting rights of all the members having a right to vote at general meeting. Such requests must state the general nature of the business to be dealt with at the meeting; and may include the text of a resolution that may properly be moved and is intended to be moved at the meeting. Such requests may be sent to the Company in hard copy form (by depositing at the registered office of the Company at 3rd Floor, Shun Ho Tower, 24-30 Ice House Street, Central, Hong Kong for the attention of the Board) or in electronic form (by email: [shunho@netvigador.com](mailto:shunho@netvigador.com)); and must be authenticated by the person or persons making it. In accordance with Section 567 of the CO, the Directors must call a meeting within 21 days after the date on which they become subject to the requirement under Section 566 of the CO and such meeting must be held on a date not more than 28 days after the date of the notice convening the meeting.

#### Putting Forward Proposals at Annual General Meeting

To put forward a resolution at an annual general meeting, shareholders are requested to follow the requirements and procedures set out in Sections 615 and 616 of the CO.

Section 615 of the CO provides that the Company must give notice of a resolution if it has received requests that it do so from (a) the members of the Company representing at least 2.5% of the total voting rights of all the members who have a right to vote on the resolution at the annual general meeting to which the requests relate; or (b) at least 50 members who have a right to vote on the resolution at the annual general meeting to which the requests relate. Such requests (a) may be sent to the Company in hard copy form (by depositing at the registered office of the Company at 3rd Floor, Shun Ho Tower, 24-30 Ice House Street, Central, Hong Kong for the attention of the Board) or in electronic form (by email: [shunho@netvigador.com](mailto:shunho@netvigador.com)); (b) must identify the resolution of which notice is to be given; (c) must be authenticated by the person or persons making it; and (d) must be received by the Company not later than (i) 6 weeks before the annual general meeting to which the requests relate; or (ii) if later, the time at which notice is given of that meeting. Section 616 of the CO provides that the Company that is required under Section 615 of the CO to give notice of a resolution must send a copy of it at the Company's own expense to each member of the Company entitled to receive notice of the annual general meeting (a) in the same manner as the notice of the meeting; and (b) at the same time as, or as soon as reasonably practicable after, it gives notice of the meeting.

Pursuant to Article 120 of the Articles of Association of the Company, no person, other than a retiring Director, shall, unless recommended by the Directors for election, be eligible for election to the office of Director at any general meeting, unless notice in writing of the intention to propose that person for election as a Director and notice in writing by that person of his willingness to be elected shall have been given to the Company provided that the minimum length of the period, during which such notices are given, shall be at least seven days. The period for lodgment of such notices shall commence no earlier than the day after the despatch of the notice of the general meeting appointed for such election and end no later than seven days prior to the date of such general meeting. Detailed procedures for shareholders to propose a person for election as a Director can be found on the Company's website.

### **INVESTOR RELATIONS AND COMMUNICATION WITH SHAREHOLDERS**

The Company establishes different communication channels with shareholders and investors: (i) printed copies of corporate communication, (ii) the annual general meeting provides a forum for shareholders to raise comments and exchange views with the Board, (iii) briefing meetings with analysts from investment sectors are set up from time to time on updated performance information of the Group, and (iv) the Company's Registrars serve the shareholders respecting all share registration matters.

Shareholders may at any time send their enquiries and concerns to the Board by addressing them to the Company at its registered office.

### **COMPLIANCE WITH RELEVANT LAWS AND REGULATIONS**

The Company ensures that all applicable laws, rules and regulations are duly complied with. All the Group's hotels in Hong Kong obtained hotel licences from Home Affairs Departments and the hotel in the PRC obtained the business licence to operate hotel business. For operating hotel business, all the relevant permits, licenses, certificates and other approvals were obtained.

### **RELATIONSHIP WITH EMPLOYEES, CUSTOMERS AND SUPPLIERS**

The Company places significant emphasis on human capital. The remuneration and benefit were set with reference to the market so as to recruit and retain the staff with the particular skills required for the Company's strategies. The Company provides a health and safety management system, a fair workplace together with a range of opportunities for career advancement based on employees' merits and performance.

To enhance customer satisfaction and promote a customer-oriented culture within the Company, the Company takes 'Customer First' as one of our core values. The Company values the feedback from customers through daily communication, regular inspections and customer satisfaction surveys. The Company has also established the mechanism about customer service, support and complaints. We address customers' concern in a timely manner and in accordance with international standards.

The Company believes that our suppliers are equally important in driving quality delivery of our services. Our business suppliers deliver quality sustainable products and services. The Company assures the performance of our suppliers through supplier approval process and by spot checks on the delivered goods.

### **ENVIRONMENTAL POLICIES**

With regard to the environmental policies, the Group aims to minimise the Group's environmental impact. The Group have adopted various environmental protection measures for energy efficiency, carbon reduction and to improve efficiency of water usage. They are regularly reviewed and results are closely monitored.

Further details will be disclosed in the Company's Environmental, Social and Governance Report 2016 to be published within three months from the date of this annual report.

## Report of the Directors

---

The Board present their annual report and the audited consolidated financial statements for the year ended 31st December, 2016.

### PRINCIPAL ACTIVITIES

The Company is an investment holding company. The activities of the Company's principal subsidiaries are set out in note 31 to the consolidated financial statements.

### RESULTS AND APPROPRIATIONS

The results of the Group for the year ended 31st December, 2016 are set out in the consolidated statement of profit or loss on page 27.

### BUSINESS REVIEW

A review of the business of the Group during the year and a discussion on the Group's prospects are provided in the Chairman's Statement on pages 3 to 8 of the Annual Report. Description of principal risks and uncertainties that the Group is facing is provided in this Report of the Directors on page 23 of the Annual Report while the financial risk management objectives and policies of the Group can be found in notes 32 and 33 to the consolidated financial statements. An analysis of the Group's performance during the year using key performance indicators is provided in the Chairman's Statement on pages 3 to 8 of the Annual Report and Financial Summary on page 85 of the Annual Report. In addition, discussions on the Group's compliance with relevant laws and regulations which have a significant impact on the Group, relationships with its key stakeholders and environmental policies are contained in the Corporate Governance Report on pages 10 to 17 of the Annual Report.

### DIVIDEND

The Board recommends the payment of a final dividend of HK4.14 cents per share for the year ended 31st December, 2016 (2015: HK4.8 cents) and will be payable on 18th July, 2017 to shareholders whose names appear on the register of members of the Company on 5th July, 2017.

### SHARE CAPITAL

Details of the share capital of the Company are set out in note 23 to the consolidated financial statements. There were no movements in the share capital of the Company during the year.

### RESERVES

Movements during the year in the reserves of the Group are set out on page 31 and those of the Company are set out in note 30 to the consolidated financial statements.

The Company's reserves available for distribution to shareholders as at 31st December, 2016 represented its retained profits of HK\$987,854,000 (2015: HK\$938,543,000).

### PROPERTY, PLANT AND EQUIPMENT

Details of movements during the year in the property, plant and equipment of the Group are set out in note 14 to the consolidated financial statements.

### INVESTMENT PROPERTIES

All the investment properties of the Group were revalued at 31st December, 2016. The revaluation gave rise to an increase of approximately HK\$216 million which has been dealt with in the consolidated statement of profit or loss.

Details of movements during the year in the investment properties of the Group are set out in note 16 to the consolidated financial statements.

### PROPERTIES UNDER DEVELOPMENT

During the year, development expenditure of approximately HK\$8 million (2015: HK\$21 million) was incurred on the properties under development.

Details of movements during the year in the properties under development of the Group are set out in note 17 to the consolidated financial statements.

### BORROWINGS

An analysis of the repayment schedule of bank loans is set out in note 22 to the consolidated financial statements.

### MAJOR PROPERTIES

Details of the major properties of the Group at 31st December, 2016 are set out on page 86 of the Annual Report.

### PURCHASE, SALE OR REDEMPTION OF COMPANY'S LISTED SECURITIES

During the year, neither the Company nor any of its subsidiaries purchased, sold or redeemed any of the Company's listed securities.

## Report of the Directors (Continued)

### DIRECTORS

The directors of the Company during the year and up to the date of this report were:

#### Executive directors

Mr. William Cheng Kai Man  
Mr. Albert Hui Wing Ho

#### Non-executive directors

Ms. Mabel Lui Fung Mei Yee  
Mr. Vincent Kwok Chi Sun\*  
Mr. Chan Kim Fai\*  
Mr. Hui Kin Hing\*

\* independent non-executive directors

In accordance with the provisions of the Company's Articles of Association, Mr. William Cheng Kai Man and Mr. Hui Kin Hing shall retire at the forthcoming annual general meeting and, being eligible, offer themselves for re-election.

The term of office for each of the non-executive directors is the period up to his or her retirement by rotation in accordance with the Company's Articles of Association.

No director proposed for re-election at the forthcoming annual general meeting has a service contract which is not terminable by the Group within one year without payment of compensation (other than statutory compensation).

The Company has received annual confirmations from each of the independent non-executive directors as regards their independence to the Company and considers that each of the independent non-executive directors is independent to the Company.

### DIRECTORS OF SUBSIDIARIES

The name of persons who have served on the board of the subsidiaries of the Company during the year and up to the date of this report are Mr. William Cheng Kai Man, Mr. Albert Hui Wing Ho and Ms. Kimmy Lau Kam May.

### DIRECTORS' INTERESTS IN LISTED SECURITIES

As at 31st December, 2016, the interests or short positions of the directors and chief executive of the Company in the shares, underlying shares and debentures of the Company or any of its associated corporations (within the meaning of Part XV of the Securities and Futures Ordinance (the "SFO")) which were required (a) to be entered in the register required to be

kept by the Company under section 352 of the SFO; or (b) to be notified to the Company and The Stock Exchange of Hong Kong Limited (the "Stock Exchange") pursuant to the Model Code for Securities Transactions by Directors of Listed Issuers, were as follows:

#### The Company

Name of director	Capacity	Nature of interests	Number of shares held	Approximate % of shareholding
William Cheng Kai Man	Interest of controlled corporations	Corporate	359,543,999 (Note)	62.02

Note:

Omnico Company Inc., Mercury Fast Limited and Trillion Resources Limited beneficially owned 281,904,489 shares of the Company (the "Shares"), 68,139,510 Shares and 9,500,000 Shares respectively, representing approximately 48.62%, 11.75% and 1.64% respectively of the issued shares of the Company. Mr. William Cheng Kai Man had controlling interests in these companies.

#### Associated corporations

Name of director	Name of associated corporation	Capacity	Nature of interests	Number of shares/ underlying shares held	Approximate % of shareholding
William Cheng Kai Man	Magnificent Hotel Investments Limited ("Magnificent Hotel") (Note 1)	Interest of controlled corporations	Corporate	6,360,585,437	71.09
William Cheng Kai Man	Shun Ho Holdings Limited (Formerly known as Shun Ho Resources Holdings Limited) ("Shun Ho Holdings") (Note 2)	Interest of controlled corporations	Corporate	216,608,825	71.20
William Cheng Kai Man	Trillion Resources Limited ("Trillion Resources") (Note 3)	Beneficial owner	Personal	1	100

Notes:

1. Magnificent Hotel, the Company's subsidiary, is a public limited company incorporated in Hong Kong, the shares of which are listed on the Stock Exchange.
2. Shun Ho Holdings, the Company's intermediate holding company, is a public limited company incorporated in Hong Kong, the shares of which are listed on the Stock Exchange.
3. Trillion Resources, the Company's ultimate holding company, is a company incorporated in the British Virgin Islands.



### Share options

An employees share option scheme of Magnificent Hotel, a subsidiary of the Company was adopted at the extraordinary general meeting held on 14th November, 2013 (the "Share Option Scheme") and was amended at the annual general meeting held on 18th June, 2014. Pursuant to the Share Option Scheme, the Board of Magnificent Hotel may, at its discretion, offer to grant options to subscribe for shares of Magnificent Hotel ("Magnificent Hotel Shares") based on the terms and conditions set out therein to any director (including executive, non-executive Directors and independent non-executive Directors) and any employee of Magnificent Hotel and its subsidiaries ("Magnificent Hotel Group") whom the Board of Magnificent Hotel considers, in its sole discretion, have contributed or will contribute to the Magnificent Hotel Group (the "Participant(s)"). The purpose of the grant of options is to reward hotel senior management according to their performance in relation to the growth of hotel revenue. It is foreseeable that the hotel industry will be in decline in the coming year. Therefore, it is expected that no options will be granted in 2017 unless there is a revenue growth performance.

Summary of the Share Option Scheme are as below:

**(i) Purpose**

The Share Option Scheme is a share incentive scheme and is established to reward Participants who have contributed to Magnificent Hotel Group and to encourage Participants to work towards enhancing the value of Magnificent Hotel and its shares for the benefit of Magnificent Hotel and its shareholders as a whole.

**(ii) Maximum number of shares**

**(1) 5% limit**

The maximum number of Magnificent Hotel Shares which may be issued upon exercise of all options to be granted under the Share Option Scheme shall not exceed 5 per cent. of the Magnificent Hotel Shares in issue on the date of the passing of the ordinary resolution held on 18th June, 2014, being 447,352,566 Magnificent Hotel Shares.

**(2) Individual limit**

The total number of Magnificent Hotel Shares issued and which may fall to be issued upon exercise of the options granted under the Share Option Scheme and any other share option schemes of Magnificent Hotel (including options exercised and outstanding) to each Participant in any twelve month period up to the date of grant shall not exceed 1% of the shares in issue as at the date of grant. Any further grant of options

in excess of this 1% limit shall be subject to the approval of shareholders of Magnificent Hotel in general meeting with such Participants and their associates (as defined in the Listing Rules) abstaining from voting and/or other requirements prescribed under the Listing Rules from time to time.

Any grant of options to a director, chief executive or substantial shareholder of Magnificent Hotel or any of their respective associates is required to be approved by the independent non-executive directors of Magnificent Hotel. If the Board of Magnificent Hotel proposes to grant options to a substantial shareholder or any independent non-executive director or their respective associates which will result in the number of Magnificent Hotel Shares issued and to be issued upon exercise of options granted and to be granted (including options exercised, cancelled and outstanding) to such person in the twelve-month period up to and including the date of such grant: (i) representing in aggregate over 0.1% or such other percentage as may be from time to time provided under the Listing Rules of the Magnificent Hotel Shares in issue; and (ii) having an aggregate value in excess of HK\$5 million or such other sum as may be from time to time provided under the Listing Rules, based on the official closing price of the Magnificent Hotel Shares at the date of each grant, such further grant of options will be subject to the approval of shareholders of Magnificent Hotel in general meeting at which all connected persons of Magnificent Hotel shall abstain from voting, and/or other requirements prescribed under the Listing Rules from time to time.

**(3) Maximum limit of 30%**

The Magnificent Hotel Shares which may be issued upon exercise of all outstanding options granted and yet to be exercised under the Share Option Scheme and any other share option scheme of Magnificent Hotel at any time shall not exceed 30% of the Magnificent Hotel Shares in issue from time to time.

**(iii) Time of exercise of option**

An option may be exercised in accordance with the terms of the Share Option Scheme at any time during the option period which may be determined and notified by the Board to the grantees at the time of making an offer which shall not expire later than 10 years from the grant date.

## Report of the Directors (Continued)

---

(iv) *Amount payable upon acceptance of option*

Upon acceptance of an option, the grantee shall pay HK\$10.00 to Magnificent Hotel by way of consideration for the grant.

(v) *The exercise price*

The subscription price of a Magnificent Hotel Share in respect of any particular option granted under the Share Option Scheme shall be such price as the Board of Magnificent Hotel in its absolute discretion shall determine, save that such price will not be less than the highest of: (i) the official closing price of the Magnificent Hotel Shares as stated in the Stock Exchange's daily quotation sheets on the date of grant; and (ii) the average of the official closing prices of the Magnificent Hotel Shares as stated in the Stock Exchange's daily quotation sheets for the five business days immediately preceding the date of grant.

(vi) *The remaining life of the Share Option Scheme*

Subject to earlier termination by Magnificent Hotel in general meeting or by the Board of Magnificent Hotel, the Share Option Scheme shall be valid and effective for a period of 10 years from the date of its adoption.

(vii) *Shares to be issued under the Share Option Scheme*

As at the date of this report, the total number of Magnificent Hotel Shares to be issuable under the Share Option Scheme is 447,352,566 Magnificent Hotel Shares, representing 5% of the total number of Magnificent Hotel Shares in issue of Magnificent Hotel.

No share option had been granted under the Share Option Scheme and no other share option scheme was adopted by the Company or its subsidiaries as at 31st December, 2016.

Save as disclosed above and save for shares in subsidiaries held by a director in trust for their immediate holding companies, as at 31st December, 2016, none of the directors or chief executive of the Company had any interests or short positions in the shares, underlying shares or debentures of the Company or any of its associated corporations (within the meaning of Part XV of the SFO) which were required (a) to be entered in the register required to be kept by the Company under section 352 of the SFO; or (b) to be notified to the Company and the Stock Exchange pursuant to the Model Code for Securities Transactions by Directors of Listed Issuers and none of the directors or their associates or their spouse or children under the age of 18, had any right to subscribe for the securities of the Company or associated corporations, or had exercised any such right during the year.

## EQUITY-LINKED AGREEMENTS

Save as disclosed above, no equity-linked agreements were entered into during the year or subsisted at the end of the year.

## ARRANGEMENT TO PURCHASE SHARES OR DEBENTURES

Other than as disclosed above, at no time during the year was the Company or any of its holding companies, fellow subsidiaries or subsidiaries a party to any arrangements to enable the directors of the Company to acquire benefits by means of the acquisition of shares in, or debentures of, the Company or any other body corporate.

## DIRECTORS' INTERESTS IN TRANSACTIONS, ARRANGEMENTS OR CONTRACTS OF SIGNIFICANCE AND RELATED PARTY TRANSACTIONS

During the year, the Group had transactions with certain related parties, details of which are set out in notes 8 and 29 to the consolidated financial statements.

In addition, the Company and its subsidiaries had the following transactions with Magnificent Hotel group and Shun Ho Holdings group:

- (a) The properties owned by subsidiaries of the Company were let to Magnificent Hotel. The net rental received from Magnificent Hotel for the year, which was mutually agreed, amounted to HK\$2,177,000.
- (b) During the year, the Company and its subsidiaries made unsecured advances to Magnificent Hotel and its subsidiary. As at 31st December, 2016, the advance amounted to HK\$4,898,000 is interest-free and repayable on 18th July, 2017. Interest received by the Company amounted to HK\$599,000 during the year.
- (c) During the year, expenses amounted to HK\$2,907,000 were payable by the Company to Magnificent Hotel for administrative services provided by Magnificent Hotel on a cost reimbursement basis.

## Report of the Directors (Continued)

Save as disclosed herein:

- (a) no transaction, arrangement or contracts of significance subsisted at any time during the year or at the end of the year to which the Company or any of its holding companies, fellow subsidiaries or subsidiaries was a party and in which a director of the Company or his/her connected entities had a material interest, whether directly or indirectly; and
- (b) there were no other transactions which need to be disclosed as connected transactions in accordance with the requirements of the Rules Governing the Listing of Securities on the Stock Exchange.

Amongst the directors who held office during the year, Mr. William Cheng Kai Man was indirectly interested in the share capital of Shun Ho Holdings, Magnificent Hotel and the Company.

In the opinion of the directors not having an interest in those transactions, those transactions were carried out in the ordinary course of the Group's business on normal commercial terms.

### MANAGEMENT CONTRACTS

No contracts of significance concerning the management and administration of the whole or any substantial part of the business of the Company or any of its subsidiaries were entered into during the year or subsisted at the end of the year.

### PERMITTED INDEMNITY PROVISION

The Articles of Association of the Company provides that every director shall be entitled to be indemnified out of the assets of the Company against all losses or liabilities which he may sustain or incur in or about the execution of the duties of his office or otherwise in relation thereto, and no director shall be liable for any loss, damages or misfortune which may happen to or be incurred by the Company in the execution of the duties of his office or in relation thereto, provided that this Article shall only have effect in so far as its provisions are not avoided by the Companies Ordinance.

The Company has taken out insurance against the liabilities and costs associated with defending any proceedings which may be brought against the Directors of the Company and its subsidiaries.

### MAJOR CUSTOMERS AND SUPPLIERS

The aggregate amount of purchases and sales attributable to the five largest suppliers and customers of the Group accounted for less than 10% in aggregate of the Group's total purchases and sales respectively.

None of the Directors, their close associates or any shareholders (which to the knowledge of the directors owns more than 5% of the Company's shares) has any interest in any of the Group's five largest customers or suppliers.

### SUBSTANTIAL SHAREHOLDERS

As at 31st December, 2016, the following persons (not being directors or chief executive of the Company) had interests in the shares of the Company as recorded in the register required to be kept by the Company under section 336 of the SFO:

Name of shareholder	Capacity	Number of shares	Approximate % of shareholding
Mercury Fast Limited ("Mercury")	Beneficial owner	68,139,510	11.75
Magnificent Estates Limited (Now known as Magnificent Hotel) (Note 1)	Interest of controlled corporation	68,139,510	11.75
Omnico Company Inc. ("Omnico") (Note 2)	Beneficial owner and interest of controlled corporation	350,043,999	60.38
Shun Ho Resources Holdings Limited (Now known as Shun Ho Holdings) (Note 3)	Interest of controlled corporations	359,543,999	62.02
Trillion Resources (Note 3)	Interest of controlled corporations	359,543,999	62.02
Liza Lee Pui Ling (Note 4)	Interest of spouse	359,543,999	62.02
Credit Suisse Trust Limited (Note 5)	Person acting in concert	53,781,591	9.28
Hashim Hashim Abdullah (Note 5)	Interest of controlled corporations	53,781,591	9.28
North Salomon Limited (Note 5)	Person acting in concert	53,781,591	9.28
Saray Capital Limited (Note 5)	Interest of controlled corporations	53,781,591	9.28
Saray Developed Markets Value Fund (Note 5)	Beneficial owner and person acting in concert	53,781,591	9.28
Saray Equities Investment Management (Note 5)	Investment manager	53,781,591	9.28
Saray Value SPV Asia I (Note 5)	Beneficial owner and person acting in concert	53,781,591	9.28
Shobokshi Hussam (Note 5)	Person acting in concert	53,781,591	9.28

## Report of the Directors (Continued)

### Notes:

1. Mercury was a wholly-owned subsidiary of Magnificent Hotel.
2. Omnico beneficially owned 281,904,489 Shares and was taken to be interested in 68,139,510 Shares held by Mercury which was owned as to 100% by Magnificent Hotel, which was in turn owned as to 71.09% by the Group, the Company was in turn directly and indirectly owned as to 60.38% by Omnico.
3. Omnico was wholly-owned by Shun Ho Holdings, which was in turn directly and indirectly owned as to 71.20% by Trillion Resources, which was in turn wholly-owned by Mr. William Cheng Kai Man. Therefore, Shun Ho Holdings and Trillion Resources were taken to be interested in 359,543,999 Shares, representing 62.02% by virtue of their direct or indirect interests in Omnico and Shun Ho Holdings' another subsidiary which beneficially owned 9,500,000 Shares, representing 1.64%.
4. Madam Liza Lee Pui Ling was deemed to be interested in 359,543,999 Shares by virtue of the interest in such Shares of her spouse, Mr. William Cheng Kai Man, a director of the Company.
5. Saray Developed Markets Value Fund beneficially held 30,591,785 Shares. Saray Value SPV Asia I beneficially held 23,189,806 Shares. Both Saray Value SPV Asia I and Saray Developed Markets Value Fund were wholly-owned subsidiaries of Saray Equities Investment Management. Therefore, Saray Developed Markets Value Fund had interest in person acting in concert of 23,189,806 Shares and Saray Value SPV Asia I had interest in person acting in concert of 30,591,785 Shares. Saray Equities Investment Management was held by Saray Capital Limited as to 100%. Saray Capital Limited was held by Hashim Addullah Hashim as to 45%. Therefore, total number of Shares in which Saray Developed Markets Value Fund, Saray Value SPV Asia I, Saray Equities Investment Management, Saray Capital Limited and Hashim Addullah Hashim were interested under section 317 and 318 of SFO was 53,781,591 Shares.

Shobokshi Hussam, North Salomon Limited, Saray Value SPV Asia I and Saray Developed Markets Value Fund were parties to an agreement under section 317 of SFO. North Salomon Limited was held by Credit Suisse Trust Limited as to 100%. Therefore, total number of Shares in which Shobokshi Hussam, North Salomon Limited and Credit Suisse Trust Limited were interested under section 317 and 318 of SFO is 53,781,591 Shares.

Save as disclosed above, there was no person, other than a director or chief executive of the Company, who has an interest or short position in the Shares and underlying Shares as recorded in the register required to be kept by the Company under Section 336 of the SFO.

### PUBLIC FLOAT

Based on the information that is publicly available to the Company and with the knowledge of the directors, as at the date of this report, there is sufficient public float of not less than 25% of the Company's issued shares as required under the Listing Rules.

### THE PRINCIPAL RISKS AND UNCERTAINTIES FACING THE COMPANY

The following is a list of principal risks and uncertainties that are considered to be of significance and have potential to affect the Group's businesses, results of operations and financial conditions. However, this is non-exhaustive as there may be other risks and uncertainties arise resulting from changes in economic and other conditions over time.

Investment Properties ("IP") segment is the Group's core business. With the majority of the properties located in Hong Kong, the general economic climate, regulatory changes, government policies and the political conditions in both Hong Kong and Mainland China may have a significant impact on the Group's overall financial results and condition. The Group's rental income may experience more frequent adjustments resulting from competition arising from oversupply in retail and office areas. Furthermore, rental levels may also be impacted by external economic and market conditions including but not limited to the fluctuations in general supply and demand, performance in stock markets and financial volatility, which may indirectly affect the Group's IP performance.

IPs are stated at their fair values in accordance with the Hong Kong Financial Reporting Standards in the statement of financial position at each reporting period. The fair values are provided by independent professional surveyors, using the income capitalization approach which capitalized the net income of properties and takes into account the significant adjustments on term yield to account for the risk upon reversion and the changes in fair value are recognised in the income statement. Given the size of the Group's IP portfolio, any significant change in the IP values may significantly affect the Group's results that may not be able to reflect the Group's operating and cash flow performance.

The Group owns 8 hotels, six in Hong Kong, one in London and one in the PRC. The Group is operating 7 hotels out of 8 hotels. The hotel in London is operated by a hotel management company. Hotel performance is usually subject to a high degree of fluctuations caused by both predictable and unpredictable factors including seasonality, social stability, epidemic diseases and changes in economic conditions. For instance, the recent Central Government Anti-corruption drive in Mainland, the policy change on the grant of multiple-entry permits to Shenzhen residents, together with the change in the foreign exchanges of the surrounding regions have varied the development pattern of the tourism and hospitality industry with heavily relied on the growth of visitor arrivals from Mainland.

In this respect, hotel segment closely assesses the impact of the geopolitical outlook and economic development of different countries for building its portfolios and exposures to match with the Group's risk appetite. It also takes continual reviews of competition, legal and political changes as well as market trends for setting its business strategies including marketing and pricing to protect and drive profitability.

### AUDITOR

A resolution to re-appoint Messrs. Deloitte Touche Tohmatsu as auditor of the Company will be proposed at the forthcoming Annual General Meeting.

On behalf of the Board

**William CHENG Kai Man**  
Chairman

Hong Kong, 13th March, 2017



**TO THE MEMBERS OF SHUN HO PROPERTY INVESTMENTS LIMITED  
(FORMERLY KNOWN AS SHUN HO TECHNOLOGY HOLDINGS LIMITED)**  
*(incorporated in Hong Kong with limited liability)*

### OPINION

We have audited the consolidated financial statements of Shun Ho Property Investments Limited (formerly known as Shun Ho Technology Holdings Limited) (the "Company") and its subsidiaries (collectively referred to as "the Group") set out on pages 27 to 84, which comprise the consolidated statement of financial position as at 31st December, 2016, and the consolidated statement of profit or loss, the consolidated statement of total comprehensive income, consolidated statement of changes in equity and consolidated statement of cash flows for the year then ended, and notes to the consolidated financial statements, including a summary of significant accounting policies.

In our opinion, the consolidated financial statements give a true and fair view of the consolidated financial position of the Group as at 31st December, 2016, and of its consolidated financial performance and its consolidated cash flows for the year then ended in accordance with Hong Kong Financial Reporting Standards ("HKFRSs") issued by the Hong Kong Institute of Certified Public Accountants ("HKICPA") and have been properly prepared in compliance with the Hong Kong Companies Ordinance.

### BASIS FOR OPINION

We conducted our audit in accordance with Hong Kong Standards on Auditing ("HKSAs") issued by the HKICPA. Our responsibilities under those standards are further described in the Auditor's Responsibilities for the Audit of the Consolidated Financial Statements section of our report. We are independent of the Group in accordance with the HKICPA's Code of Ethics for Professional Accountants (the "Code"), and we have fulfilled our other ethical responsibilities in accordance with the Code. We believe that the audit evidence we have obtained is sufficient and appropriate to provide a basis for our opinion.

### KEY AUDIT MATTERS

Key audit matters are those matters that, in our professional judgment, were of most significance in our audit of the consolidated financial statements of the current period. These matters were addressed in the context of our audit of the consolidated financial statements as a whole, and in forming our opinion thereon, and we do not provide a separate opinion on these matters.

#### Key audit matter

#### How our audit addressed the key audit matter

##### *Valuation of investment properties*

We identified the valuation of investment properties and the accuracy and appropriateness of the related disclosure as a key audit matter due to the significance of the balance to the consolidated financial statements as a whole, combined with the judgments associated with determining the fair value. As at 31st December, 2016, the Group's investment properties, which are commercial property units located in Hong Kong and a hotel property located in the United Kingdom, amounted to approximately HK\$3,890 million and represented 49% of the Group's total assets. An increase in fair value of HK\$216 million was recognised in the consolidated statement of profit or loss for the year then ended.

All of the Group's investment properties are stated at fair value based on valuations performed by independent professional valuers ("Valuers"). The fair value are derived using income capitalisation method and by making reference to comparable sales transactions as available in the market. Details of the valuation techniques and significant inputs used in the valuations are disclosed in note 16 to the consolidated financial statements. The valuations of investment properties are dependent on certain key inputs, including capitalisation rates and market rents.

Our procedures in relation to assessing the appropriateness of the carrying values of the investment properties and its related disclosures included:

- Assessing management's process for reviewing the work of the Valuers;
- Evaluating the competence, capabilities and objectivity of the Valuers as well as the appropriateness of the Valuers' scope of work;
- Obtaining an understanding of the valuation process and techniques adopted and assess if they are consistent with the industry norms;
- Evaluating the reasonableness of key inputs used in the valuations by (i) checking the details of rentals on a sample basis to the existing tenancy profiles (including monthly rental income, occupancy level and expiry date of respective rental agreements); and (ii) comparing to relevant market information on prices, rentals and capitalisation rates adopted in other similar properties in the same location and condition; and
- Assessing the accuracy and appropriateness of the disclosures in the consolidated financial statements.



## **Independent Auditor's Report** *(Continued)*

---

### **OTHER INFORMATION**

The directors of the Company are responsible for the other information. The other information comprises the information included in the annual report, but does not include the consolidated financial statements and our auditor's report thereon.

Our opinion on the consolidated financial statements does not cover the other information and we do not express any form of assurance conclusion thereon.

In connection with our audit of the consolidated financial statements, our responsibility is to read the other information and, in doing so, consider whether the other information is materially inconsistent with the consolidated financial statements or our knowledge obtained in the audit or otherwise appears to be materially misstated. If, based on the work we have performed, we conclude that there is a material misstatement of this other information, we are required to report that fact. We have nothing to report in this regard.

### **RESPONSIBILITIES OF DIRECTORS AND THOSE CHARGED WITH GOVERNANCE FOR THE CONSOLIDATED FINANCIAL STATEMENTS**

The directors of the Company are responsible for the preparation of the consolidated financial statements that give a true and fair view in accordance with HKFRSs issued by the HKICPA and the Hong Kong Companies Ordinance, and for such internal control as the directors determine is necessary to enable the preparation of consolidated financial statements that are free from material misstatement, whether due to fraud or error.

In preparing the consolidated financial statements, the directors are responsible for assessing the Group's ability to continue as a going concern, disclosing, as applicable, matters related to going concern and using the going concern basis of accounting unless the directors either intend to liquidate the Group or to cease operations, or have no realistic alternative but to do so.

Those charged with governance are responsible for overseeing the Group's financial reporting process.

### **AUDITOR'S RESPONSIBILITIES FOR THE AUDIT OF THE CONSOLIDATED FINANCIAL STATEMENTS**

Our objectives are to obtain reasonable assurance about whether the consolidated financial statements as a whole are free from material misstatement, whether due to fraud or error, and to issue an auditor's report that includes our opinion solely to you, as a body, in accordance with section 405 of the Hong Kong Companies Ordinance, and for no other purpose. We do not assume responsibility towards or accept liability to any other person for the contents of this report. Reasonable assurance is a high level of assurance, but is not a guarantee that an audit conducted in accordance with HKSAs will always detect a material misstatement when it exists. Misstatements can arise from fraud or error and are considered material if, individually or in the aggregate, they could reasonably be expected to influence the economic decisions of users taken on the basis of these consolidated financial statements.

As part of an audit in accordance with HKSAs, we exercise professional judgment and maintain professional skepticism throughout the audit. We also:

- Identify and assess the risks of material misstatement of the consolidated financial statements, whether due to fraud or error, design and perform audit procedures responsive to those risks, and obtain audit evidence that is sufficient and appropriate to provide a basis for our opinion. The risk of not detecting a material misstatement resulting from fraud is higher than for one resulting from error, as fraud may involve collusion, forgery, intentional omissions, misrepresentations, or the override of internal control.
- Obtain an understanding of internal control relevant to the audit in order to design audit procedures that are appropriate in the circumstances, but not for the purpose of expressing an opinion on the effectiveness of the Group's internal control.
- Evaluate the appropriateness of accounting policies used and the reasonableness of accounting estimates and related disclosures made by the directors.



## **Independent Auditor's Report** *(Continued)*

---

### **AUDITOR'S RESPONSIBILITIES FOR THE AUDIT OF THE CONSOLIDATED FINANCIAL STATEMENTS** *(Continued)*

- Conclude on the appropriateness of the directors' use of the going concern basis of accounting and, based on the audit evidence obtained, whether a material uncertainty exists related to events or conditions that may cast significant doubt on the Group's ability to continue as a going concern. If we conclude that a material uncertainty exists, we are required to draw attention in our auditor's report to the related disclosures in the consolidated financial statements or, if such disclosures are inadequate, to modify our opinion. Our conclusions are based on the audit evidence obtained up to the date of our auditor's report. However, future events or conditions may cause the Group to cease to continue as a going concern.
- Evaluate the overall presentation, structure and content of the consolidated financial statements, including the disclosures, and whether the consolidated financial statements represent the underlying transactions and events in a manner that achieves fair presentation.
- Obtain sufficient appropriate audit evidence regarding the financial information of the entities or business activities within the Group to express an opinion on the consolidated financial statements. We are responsible for the direction, supervision and performance of the group audit. We remain solely responsible for our audit opinion.

We communicate with those charged with governance regarding, among other matters, the planned scope and timing of the audit and significant audit findings, including any significant deficiencies in internal control that we identify during our audit.

We also provide those charged with governance with a statement that we have complied with relevant ethical requirements regarding independence, and to communicate with them all relationships and other matters that may reasonably be thought to bear on our independence, and where applicable, related safeguards.

From the matters communicated with those charged with governance, we determine the matter that were of most significance in the audit of the consolidated financial statements of the current period and are therefore the key audit matter. We describe the matter in our auditor's report unless law or regulation precludes public disclosure about the matter or when, in extremely rare circumstances, we determine that a matter should not be communicated in our report because the adverse consequences of doing so would reasonably be expected to outweigh the public interest benefits of such communication.

The engagement partner on the audit resulting in the independent auditor's report is Keung To Wai, David.

**Deloitte Touche Tohmatsu**  
*Certified Public Accountants*  
Hong Kong  
13th March, 2017

## Consolidated Statement of Profit or Loss

For the year ended 31st December, 2016

		2016	2015
	<i>NOTES</i>	<i>HK\$'000</i>	<i>HK\$'000</i>
Revenue	5	590,665	561,827
Cost of sales		(4,219)	(4,296)
Other service costs		(242,466)	(230,190)
Depreciation of property, plant and equipment and release of prepaid lease payments for land		<u>(76,470)</u>	<u>(70,862)</u>
Gross profit		267,510	256,479
Increase in fair value of investment properties	16	216,101	28,587
Other income and gains	7	48,260	31,805
Administrative expenses			
– Depreciation		(7,380)	(5,347)
– Others		(36,857)	(32,877)
		(44,237)	(38,224)
Other expenses	7	(15,887)	(20,246)
Finance costs	8	<u>(10,176)</u>	<u>(8,598)</u>
Profit before taxation	9	461,571	249,803
Income tax expense	11	<u>(37,371)</u>	<u>(38,625)</u>
Profit for the year		<u><b>424,200</b></u>	<u><b>211,178</b></u>
Profit for the year attributable to:			
– Owners of the Company		381,389	170,245
– Non-controlling interests		<u>42,811</u>	<u>40,933</u>
		<u><b>424,200</b></u>	<u><b>211,178</b></u>
		<i>HK cents</i>	<i>HK cents</i>
Earnings per share			
– Basic	13	<u><b>74.5</b></u>	<u><b>34.8</b></u>

## Consolidated Statement of Total Comprehensive Income

For the year ended 31st December, 2016

	2016 <i>HK\$'000</i>	2015 <i>HK\$'000</i>
Profit for the year	<u>424,200</u>	<u>211,178</u>
<b>Other comprehensive (expense) income</b>		
<b>Items that may be subsequently reclassified to profit or loss</b>		
Exchange differences arising on translation of foreign operations	(101,339)	(4,759)
Fair value (loss) gain on available-for-sale investments	(2,166)	46,820
Securities revaluation reserve released upon disposal of available-for-sale investments	<u>(564)</u>	<u>–</u>
Other comprehensive (expense) income for the year	<u>(104,069)</u>	<u>42,061</u>
Total comprehensive income for the year	<u><b>320,131</b></u>	<u><b>253,239</b></u>
Total comprehensive income attributable to:		
Owners of the Company	307,407	200,149
Non-controlling interests	<u>12,724</u>	<u>53,090</u>
	<u><b>320,131</b></u>	<u><b>253,239</b></u>

## Consolidated Statement of Financial Position

At 31st December, 2016

	<i>NOTES</i>	2016 <i>HK\$'000</i>	2015 <i>HK\$'000</i>
<b>NON-CURRENT ASSETS</b>			
Property, plant and equipment	<i>14</i>	<b>2,874,620</b>	2,849,408
Prepaid lease payments for land	<i>15</i>	<b>27,898</b>	30,765
Investment properties	<i>16</i>	<b>3,890,050</b>	3,011,800
Properties under development	<i>17</i>	<b>56,369</b>	102,981
Available-for-sale investments	<i>18</i>	<b>171,414</b>	297,333
		<b>7,020,351</b>	6,292,287
<b>CURRENT ASSETS</b>			
Inventories		<b>1,067</b>	946
Prepaid lease payments for land	<i>15</i>	<b>795</b>	852
Trade and other receivables	<i>19</i>	<b>22,599</b>	21,120
Other deposits and prepayments		<b>9,155</b>	9,291
Pledged bank deposits	<i>20</i>	<b>446,587</b>	–
Bank balances and cash	<i>20</i>	<b>419,614</b>	1,065,230
		<b>899,817</b>	1,097,439
<b>CURRENT LIABILITIES</b>			
Trade and other payables and accruals	<i>21</i>	<b>35,596</b>	34,563
Rental and other deposits received		<b>25,524</b>	26,858
Advance from an intermediate holding company	<i>29(a)</i>	<b>5,420</b>	873
Advance from ultimate holding company	<i>29(c)</i>	<b>–</b>	438
Tax liabilities		<b>4,427</b>	6,505
Bank loans	<i>22</i>	<b>809,271</b>	559,815
		<b>880,238</b>	629,052
<b>NET CURRENT ASSETS</b>		<b>19,579</b>	468,387
<b>TOTAL ASSETS LESS CURRENT LIABILITIES</b>		<b>7,039,930</b>	6,760,674

## Consolidated Statement of Financial Position (Continued)

At 31st December, 2016

	NOTES	2016 HK\$'000	2015 HK\$'000
<b>CAPITAL AND RESERVES</b>			
Share capital	23	1,084,887	1,084,887
Reserves		4,710,198	4,436,864
Equity attributable to owners of the Company		5,795,085	5,521,751
Non-controlling interests		1,055,175	1,058,320
<b>TOTAL EQUITY</b>		<b>6,850,260</b>	6,580,071
<b>NON-CURRENT LIABILITIES</b>			
Rental deposits received		34,238	26,316
Deferred tax liabilities	24	155,432	154,287
		189,670	180,603
		<b>7,039,930</b>	6,760,674

The consolidated financial statements on pages 27 to 84 were approved and authorised for issue by the Board of Directors on 13th March, 2017 and are signed on its behalf by:

**Albert HUI Wing Ho**  
Director

**William CHENG Kai Man**  
Director

# Consolidated Statement of Changes in Equity

For the year ended 31st December, 2016

	Attributable to owners of the Company											
	Share capital	Capital reserve	Property revaluation reserve	Securities revaluation reserve	General reserve	Foreign currency translation reserve	Own shares held by a subsidiary	Other reserve	Retained profits	Sub-total	Non-controlling interests	Total
	HK\$'000	HK\$'000	HK\$'000	HK\$'000	HK\$'000	HK\$'000	HK\$'000	HK\$'000	HK\$'000	HK\$'000	HK\$'000	HK\$'000
		(Note (a))	(Note (b))				(Note (c))	(Note (d))				
At 1st January, 2015	387,308	4,181	50,186	50,478	263	12,704	(12,271)	502,816	3,635,612	4,631,277	1,797,377	6,428,654
Exchange differences arising on translation of foreign operations	-	-	-	-	-	(3,380)	-	-	-	(3,380)	(1,379)	(4,759)
Fair value gain on available-for-sale investments	-	-	-	33,284	-	-	-	-	-	33,284	13,536	46,820
Other comprehensive income (expense) for the year	-	-	-	33,284	-	(3,380)	-	-	-	29,904	12,157	42,061
Profit for the year	-	-	-	-	-	-	-	-	170,245	170,245	40,933	211,178
Total comprehensive income (expense) for the year	-	-	-	33,284	-	(3,380)	-	-	170,245	200,149	53,090	253,239
Acquisition of additional interests in subsidiaries	-	-	-	-	-	-	-	(4,156)	(3,098)	(7,254)	(694,069)	(701,323)
Issue of shares	697,579	-	-	-	-	-	-	-	-	697,579	-	697,579
Dividend distributed to non-controlling interests	-	-	-	-	-	-	-	-	-	-	(98,078)	(98,078)
At 31st December, 2015	1,084,887	4,181	50,186	83,762	263	9,324	(12,271)	498,660	3,802,759	5,521,751	1,058,320	6,580,071
Exchange differences arising on translation of foreign operations	-	-	-	-	-	(72,041)	-	-	-	(72,041)	(29,298)	(101,339)
Fair value loss on available-for-sale investments	-	-	-	(1,540)	-	-	-	-	-	(1,540)	(626)	(2,166)
Release upon disposal of available-for-sale investments	-	-	-	(401)	-	-	-	-	-	(401)	(163)	(564)
Other comprehensive expense for the year	-	-	-	(1,941)	-	(72,041)	-	-	-	(73,982)	(30,087)	(104,069)
Profit for the year	-	-	-	-	-	-	-	-	381,389	381,389	42,811	424,200
Total comprehensive (expense) income for the year	-	-	-	(1,941)	-	(72,041)	-	-	381,389	307,407	12,724	320,131
Final dividend for the year ended 31st December, 2015 paid (note 12)	-	-	-	-	-	-	-	-	(24,557)	(24,557)	-	(24,557)
Interim dividend payable for the six months ended 30th June, 2016 (note 12)	-	-	-	-	-	-	-	-	(9,516)	(9,516)	-	(9,516)
Dividend distributed to non-controlling interests	-	-	-	-	-	-	-	-	-	-	(15,869)	(15,869)
At 31st December, 2016	<u>1,084,887</u>	<u>4,181</u>	<u>50,186</u>	<u>81,821</u>	<u>263</u>	<u>(62,717)</u>	<u>(12,271)</u>	<u>498,660</u>	<u>4,150,075</u>	<u>5,795,085</u>	<u>1,055,175</u>	<u>6,850,260</u>

## Notes:

- The capital reserve was created by capital reduction of the Company on 28th June, 1988.
- The property revaluation reserve is frozen upon the transfer of properties from property, plant and equipment to investment properties and will be transferred to retained profits when the relevant properties are disposed of.
- The own shares held by a subsidiary represent the carrying amount of shares in the Company held by an entity at the time the entity became a subsidiary of the Company.
- The other reserve was resulted from the acquisition of additional interest or disposal of partial interest in subsidiaries without losing control.



## Consolidated Statement of Cash Flows

For the year ended 31st December, 2016

	2016 <i>HK\$'000</i>	2015 <i>HK\$'000</i>
<b>OPERATING ACTIVITIES</b>		
Profit before taxation	461,571	249,803
Adjustments for:		
Interest income from bank deposits	(2,325)	(7,223)
Finance costs	10,176	8,598
Increase in fair value of investment properties	(216,101)	(28,587)
Loss (gain) on disposal of property, plant and equipment	141	(4,019)
Gain on disposal of available-for-sale investments	(564)	(3,594)
Exchange gain	(29,118)	–
Depreciation of property, plant and equipment	83,055	75,357
Release of prepaid lease payments for land	795	852
	<u>307,630</u>	<u>291,187</u>
Operating cash flows before movements in working capital	307,630	291,187
Increase in inventories	(121)	(55)
(Increase) decrease in trade and other receivables	(1,479)	361
Decrease (increase) in other deposits and prepayments	136	(1,143)
Increase in trade and other payables and accruals	5,167	816
Increase in rental and other deposits received	6,588	8,189
	<u>317,921</u>	<u>299,355</u>
Cash generated from operations	317,921	299,355
Hong Kong Profits Tax paid	(37,269)	(46,297)
Income tax elsewhere paid	(979)	(789)
Interest from bank deposits received	2,325	7,223
	<u>281,998</u>	<u>259,492</u>
<b>NET CASH FROM OPERATING ACTIVITIES</b>	<b>281,998</b>	<b>259,492</b>
<b>INVESTING ACTIVITIES</b>		
Proceeds from disposal of property, plant and equipment	121	4,619
Proceeds from disposal of available-for-sale investments	124,868	62,783
Expenditure on properties under development	(12,366)	(27,806)
Acquisition of property, plant and equipment	(8,375)	(28,606)
Purchase of available-for-sale investments	(1,115)	(183,493)
Transaction cost of acquisition of additional interests in subsidiaries	–	(3,744)
Expenditure on investment properties	(124)	(513)
Purchase of an investment property	(805,706)	–
Placement in pledged bank deposits	(446,587)	–
	<u>(1,149,284)</u>	<u>(176,760)</u>
<b>NET CASH USED IN INVESTING ACTIVITIES</b>	<b>(1,149,284)</b>	<b>(176,760)</b>

## Consolidated Statement of Cash Flows (Continued)

For the year ended 31st December, 2016

	2016 <i>HK\$'000</i>	2015 <i>HK\$'000</i>
<b>FINANCING ACTIVITIES</b>		
Interest paid	(10,176)	(10,031)
New bank loans raised	345,111	73,000
Repayments of bank loans	(66,537)	(134,918)
Dividends paid to shareholders	(42,663)	(97,639)
Advance from an intermediate holding company	14,797	946
Repayment to an intermediate holding company	(16,615)	(14,256)
(Repayment to) advance from ultimate holding company	(438)	15
	<u>223,479</u>	<u>(182,883)</u>
<b>NET CASH FROM (USED IN) FINANCING ACTIVITIES</b>		
	<b>223,479</b>	<b>(182,883)</b>
<b>NET DECREASE IN CASH AND CASH EQUIVALENTS</b>	<b>(643,807)</b>	<b>(100,151)</b>
<b>CASH AND CASH EQUIVALENTS AT THE BEGINNING OF THE YEAR</b>	<b>1,065,230</b>	<b>1,165,634</b>
Effect of foreign exchange rate changes	(1,809)	(253)
	<u>1,063,421</u>	<u>1,165,381</u>
<b>CASH AND CASH EQUIVALENTS AT THE END OF THE YEAR,</b> represented by bank balances and cash	<b>419,614</b>	<b>1,065,230</b>

# Notes to the Consolidated Financial Statements

For the year ended 31st December, 2016

---

## 1. GENERAL

Shun Ho Property Investments Limited (formerly known as Shun Ho Technology Holdings Limited) (the “Company”) is a public limited company incorporated in Hong Kong and its shares are listed on The Stock Exchange of Hong Kong Limited (the “Hong Kong Stock Exchange”).

The Company’s immediate holding company is Omnico Company Inc., a wholly-owned subsidiary of Shun Ho Holdings Limited (formerly known as Shun Ho Resources Holdings Limited) (“Shun Ho Holdings”) which is a public limited company incorporated in Hong Kong whose shares are listed on the Hong Kong Stock Exchange. The directors consider the Company’s ultimate holding company to be Trillion Resources Limited (“Trillion Resources”), an international business company incorporated in the British Virgin Islands (the “BVI”).

The address of the registered office and principal place of business of the Company is 3rd Floor, Shun Ho Tower, 24 – 30 Ice House Street, Central, Hong Kong.

The consolidated financial statements are presented in Hong Kong dollars, which is also the functional currency of the Company.

The principal activities of the Group are the investment and operation of hotels, property investment, property development, securities investment, and treasury investment.

## 2. APPLICATION OF NEW AND AMENDMENTS TO HONG KONG FINANCIAL REPORTING STANDARDS (“HKFRSs”)

### Amendments to HKFRSs that are mandatorily effective for the current year

The Group has applied the following amendments to HKFRSs issued by the Hong Kong Institute of Certified Public Accountants (“HKICPA”) for the first time in the current year:

Amendments to HKFRS 11	Accounting for Acquisitions of Interest in Joint Operations
Amendments to HKAS 1	Disclosure Initiative
Amendments to HKAS 16 and HKAS 38	Clarification of Acceptable Methods of Depreciation and Amortisation
Amendments to HKAS 16 and HKAS 41	Agriculture: Bearer Plants
Amendments to HKFRS 10, HKFRS 12 and HKAS 28	Investment Entities: Applying the Consolidation Exception
Amendments to HKFRSs	Annual Improvements to HKFRSs 2012 – 2014 Cycle

The application of the amendments to HKFRSs in the current year has had no material impact on the Group’s financial performance and positions for the current and prior years and/or disclosures set out in these consolidated financial statements.

## Notes to the Consolidated Financial Statements (Continued)

For the year ended 31st December, 2016

### 2. APPLICATION OF NEW AND AMENDMENTS TO HONG KONG FINANCIAL REPORTING STANDARDS (“HKFRSs”) (Continued)

#### New and amendments to HKFRSs in issue but not yet effective

The Group has not early applied the following new and amendments to HKFRSs that have been issued but are not yet effective:

HKFRS 9	Financial Instruments <sup>1</sup>
HKFRS 15	Revenue from Contracts with Customers and related Amendments <sup>1</sup>
HKFRS 16	Leases <sup>2</sup>
Amendments to HKFRS 2	Classification and Measurement of Share-based Payment Transactions <sup>1</sup>
Amendments to HKFRS 4	Applying HKFRS 9 Financial Instruments with HKFRS 4 Insurance Contracts <sup>1</sup>
Amendments to HKFRS 10 and HKAS 28	Sale or Contribution of Assets between an Investor and its Associate or Joint Venture <sup>3</sup>
Amendments to HKAS 7	Disclosure Initiative <sup>4</sup>
Amendments to HKAS 12	Recognition of Deferred Tax Assets of Unrealised Losses <sup>4</sup>

<sup>1</sup> Effective for annual periods beginning on or after 1st January, 2018.

<sup>2</sup> Effective for annual periods beginning on or after 1st January, 2019.

<sup>3</sup> Effective for annual periods beginning on or after a date to be determined.

<sup>4</sup> Effective for annual periods beginning on or after 1st January, 2017.

#### HKFRS 9 Financial Instruments

HKFRS 9 introduces new requirements for the classification and measurement of financial assets, financial liabilities, general hedge accounting and impairment requirements for financial assets.

Key requirements of HKFRS 9:

- all recognised financial assets that are within the scope of HKFRS 9 are required to be subsequently measured at amortised cost or fair value. Specifically, debt investments that are held within a business model whose objective is to collect the contractual cash flows, and that have contractual cash flows that are solely payments of principal and interest on the principal outstanding are generally measured at amortised cost at the end of subsequent accounting periods. Debt instruments that are held within a business model whose objective is achieved both by collecting contractual cash flows and selling financial assets, and that have contractual terms that give rise on specified dates to cash flows that are solely payments of principal and interest on the principal amount outstanding, are generally measured at FVTOCI. All other debt investments and equity investments are measured at their fair value at the end of subsequent accounting periods. In addition, under HKFRS 9, entities may make an irrevocable election to present subsequent changes in the fair value of an equity investment (that is not held for trading) in other comprehensive income, with only dividend income generally recognised in profit or loss.
- with regard to the measurement of financial liabilities designated as at fair value through profit or loss, HKFRS 9 requires that the amount of change in the fair value of the financial liability that is attributable to changes in the credit risk of that liability is presented in other comprehensive income, unless the recognition of the effects of changes in the liability’s credit risk in other comprehensive income would create or enlarge an accounting mismatch in profit or loss. Changes in fair value attributable to a financial liability’s credit risk are not subsequently reclassified to profit or loss. Under HKAS 39, “Financial Instruments: Recognition and Measurement” the entire amount of the change in the fair value of the financial liability designated as fair value through profit or loss is presented in profit or loss.

## Notes to the Consolidated Financial Statements (Continued)

For the year ended 31st December, 2016

### 2. APPLICATION OF NEW AND AMENDMENTS TO HONG KONG FINANCIAL REPORTING STANDARDS (“HKFRSs”) (Continued)

#### HKFRS 9 Financial Instruments (Continued)

- in relation to the impairment of financial assets, HKFRS 9 requires an expected credit loss model, as opposed to an incurred credit loss model under HKAS 39. The expected credit loss model requires an entity to account for expected credit losses and changes in those expected credit losses at each reporting date to reflect changes in credit risk since initial recognition. In other words, it is no longer necessary for a credit event to have occurred before credit losses are recognised.
- the new general hedge accounting requirements retain the three types of hedge accounting mechanisms currently available in HKAS 39. Under HKFRS 9, greater flexibility has been introduced to the types of transactions eligible for hedge accounting, specifically broadening the types of instruments that qualify for hedging instruments and the types of risk components of non-financial items that are eligible for hedge accounting. In addition, the retrospective quantitative effectiveness test has been removed. Enhanced disclosure requirements about an entity’s risk management activities have also been introduced.

The management of the Group anticipates that the application of HKFRS 9 in the future may have a material impact on the amounts reported in respect of the Group’s financial assets and financial liabilities. However, it is not practicable to provide a reasonable estimate of the effect of HKFRS 9 until the Group performs a detailed review.

#### HKFRS 15 Revenue from Contracts with Customers

HKFRS 15 was issued which establishes a single comprehensive model for entities to use in accounting for revenue arising from contracts with customers. HKFRS 15 will supersede the current revenue recognition guidance including HKAS 18 “Revenue”, HKAS 11 “Construction Contracts” and the related interpretations when it becomes effective.

The core principle of HKFRS 15 is that an entity should recognise revenue to depict the transfer of promised goods or services to customers in an amount that reflects the consideration to which the entity expects to be entitled in exchange for goods or services. Specifically, the standard introduces a 5-step approach to revenue recognition:

- Step 1: Identify the contract(s) with customer
- Step 2: Identify the performance obligations in the contract
- Step 3: Determine the transaction price
- Step 4: Allocate the transaction price to the performance obligations in the contract
- Step 5: Recognise revenue when (or as) the entity satisfies a performance obligation

Under HKFRS 15, an entity recognises revenue when (or as) a performance obligation is satisfied, i.e. when “control” of the goods or services underlying the particular performance obligation is transferred to the customer. Far more prescriptive guidance has been added in HKFRS 15 to deal with specific scenarios. Furthermore, extensive disclosures are required by HKFRS 15.

In 2016, the HKICPA issued Clarifications to HKFRS 15 in relation to the identification of performance obligations, principal versus agent considerations, as well as licensing application guidance.

The directors of the Group anticipates that the application of HKFRS 15 in the future may have a material impact on the amounts reported as the timing of revenue recognition may be affected and the amounts of revenue recognised are subject to variable consideration constraints, and more disclosures relating to revenue are required. However, it is not practicable to provide a reasonable estimate of the effect of HKFRS 15 until the directors of the Group performs a detailed review. In addition, the application of HKFRS 15 in the future may result in more disclosures in the consolidated financial statements.

## Notes to the Consolidated Financial Statements (Continued)

For the year ended 31st December, 2016

### 2. APPLICATION OF NEW AND AMENDMENTS TO HONG KONG FINANCIAL REPORTING STANDARDS (“HKFRSs”) (Continued)

#### HKFRS 16 Leases

HKFRS 16 introduces a comprehensive model for the identification of lease arrangements and accounting treatments for both lessors and lessees. HKFRS 16 will supersede HKAS 17 “Leases” and the related interpretations when it becomes effective.

HKFRS 16 distinguishes lease and service contracts on the basis of whether an identified asset is controlled by a customer. Distinctions of operating leases and finance leases are removed for lessee accounting, and is replaced by a model where a right-of-use asset and a corresponding liability have to be recognised for all leases by lessees, except for short-term leases and leases of low value assets.

The right-of-use asset is initially measured at cost and subsequently measured at cost (subject to certain exceptions) less accumulated depreciation and impairment losses, adjusted for any remeasurement of the lease liability. The lease liability is initially measured at the present value of the lease payments that are not paid at that date. Subsequently, the lease liability is adjusted for interest and lease payments, as well as the impact of lease modifications, amongst others. For the classification of cash flows, the Group currently presents upfront prepaid lease payments as investing cash flows in relation to leasehold lands for owned use and those classified as investment properties while other operating lease payments are presented as operating cash flows. Under the HKFRS 16, lease payments in relation to lease liability will be allocated into a principal and an interest portion which will be presented as financing cash flows.

Under HKAS 17, the Group has already recognised an asset and a related finance lease liability for finance lease arrangement and prepaid lease payments for leasehold lands where the Group is a lessee. The application of HKFRS 16 may result in potential changes in classification of these assets depending on whether the Group presents right-of-use assets separately or within the same line item at which the corresponding underlying assets would be presented if they were owned.

In contrast to lessee accounting, HKFRS 16 substantially carries forward the lessor accounting requirements in HKAS 17, and continues to require a lessor to classify a lease either as an operating lease or a finance lease.

Furthermore, extensive disclosures are required by HKFRS 16.

As at 31st December 2016, the Group has non-cancellable operating lease commitments of HK\$1,687,000 as disclosed in note 26. A preliminary assessment indicates that these arrangements will meet the definition of a lease under HKFRS 16, and hence the Group will recognise a right-of-use asset and a corresponding liability in respect of all these leases unless they qualify for low value or short-term leases upon the application of HKFRS 16. In addition, the application of new requirements may result changes in measurement, presentation and disclosure as indicated above. However, it is not practicable to provide a reasonable estimate of the financial effect until the directors complete a detailed review.

#### Amendments to HKAS 7 Disclosure Initiative

The amendments require an entity to provide disclosures that enable users of financial statements to evaluate changes in liabilities arising from financing activities including both changes arising from cash flows and non-cash changes. Specially, the amendments require the following changes in liabilities arising from financing activities to be disclosed: (i) changes from financing cash flows; (ii) changes arising from obtaining or losing control of subsidiaries or other businesses; (iii) the effect of changes in foreign exchange rates; (iv) changes in fair values; and (v) other changes.

The amendments apply prospectively for annual periods beginning on or after 1st January 2017 with earlier application permitted. The application of the amendments will result in additional disclosures on the Group’s financing activities, specifically reconciliation between the opening and closing balances in the consolidated statement of financial position for liabilities arising from financing activities will be provided on application.

Except those mentioned above, the directors of the Company anticipate that the application of other new and revised HKFRSs will have no material impact on the consolidated financial statements.



## Notes to the Consolidated Financial Statements (Continued)

For the year ended 31st December, 2016

---

### 3. SIGNIFICANT ACCOUNTING POLICIES

The consolidated financial statements have been prepared in accordance with HKFRSs issued by the HKICPA. In addition, the consolidated financial statements include applicable disclosures required by the Rules Governing the Listing of Securities on the Hong Kong Stock Exchange (“Listing Rules”) and by the Hong Kong Companies Ordinance (“CO”).

The consolidated financial statements have been prepared on the historical cost basis except for investment properties and certain financial instruments, which are measured at fair values, as explained in the accounting policies set out below.

Historical cost is generally based on the fair value of the consideration given in exchange for goods.

Fair value is the price that would be received to sell an asset or paid to transfer a liability in an orderly transaction between market participants at the measurement date, regardless of whether that price is directly observable or estimated using another valuation technique. In estimating the fair value of an asset or a liability, the Group takes into account the characteristics of the asset or liability if market participants would take those characteristics into account when pricing the asset or liability at the measurement date. Fair value for measurement and/or disclosure purposes in these consolidated financial statements is determined on such a basis, except for share-based payment transactions that are within the scope of HKFRS 2 “Share-based Payment”, leasing transactions that are within the scope of HKAS 17 and measurements that have some similarities to fair value but are not fair value, such as net realisable value in HKAS 2 “Inventories” or value in use in HKAS 36 “Impairment of Assets”.

In addition, for financial reporting purposes, fair value measurements are categorised into Level 1, 2 or 3 based on the degree to which the inputs to the fair value measurements are observable and the significance of the inputs to the fair value measurement in its entirety, which are described as follows:

- Level 1 inputs are quoted prices (unadjusted) in active markets for identical assets or liabilities that the entity can access at the measurement date;
- Level 2 inputs are inputs, other than quoted prices included within Level 1, that are observable for the asset or liability, either directly or indirectly; and
- Level 3 inputs are unobservable inputs for the asset or liability.

The significant accounting policies adopted are as follows:

#### **Basis of consolidation**

The consolidated financial statements incorporate the financial statements of the Company and entities (including structured entities) controlled by the Company and its subsidiaries. Control is achieved when the Company:

- has power over the investee;
- is exposed, or has rights, to variable returns from its involvement with the investee; and
- has the ability to use its power to affect its returns.

The Group reassesses whether or not it controls an investee if facts and circumstances indicate that there are changes to one or more of the three elements of control listed above.

## Notes to the Consolidated Financial Statements *(Continued)*

For the year ended 31st December, 2016

---

### 3. SIGNIFICANT ACCOUNTING POLICIES *(Continued)*

#### **Basis of consolidation** *(Continued)*

Consolidation of a subsidiary begins when the Group obtains control over the subsidiary and ceases when the Group loses control of the subsidiary. Specifically, income and expenses of a subsidiary acquired or disposed of during the year are included in the consolidated statement of profit or loss from the date the Group gains control until the date when the Group ceases to control the subsidiary.

Profit or loss and each item of other comprehensive income are attributed to the owners of the Company and to the non-controlling interests. Total comprehensive income of subsidiaries is attributed to the owners of the Company and to the non-controlling interests even if this results in the non-controlling interests having a deficit balance.

When necessary, adjustments are made to the financial statements of subsidiaries to bring their accounting policies into line with the Group's accounting policies.

All intragroup assets and liabilities, equity, income, expenses and cash flows relating to transactions between members of the Group are eliminated in full on consolidation.

Changes in the Group's ownership interests in existing subsidiaries that do not result in the Group losing control over the subsidiaries are accounted for as equity transactions. The carrying amounts of the Group's relevant components of equity including reserves and the non-controlling interests are adjusted to reflect the changes in their relative interests in the subsidiaries. Any difference between the amount by which the non-controlling interests are adjusted after re-attribution of the relevant equity component, and the fair value of the consideration paid or received is recognised directly in equity and attributed to owners of the Company.

When the Group loses control of a subsidiary, a gain or loss is recognised in profit or loss and is calculated as the difference between (i) the aggregate of the fair value of the consideration received and the fair value of any retained interest and (ii) the carrying amount of the assets (including goodwill), and liabilities of the subsidiary attributable to the owners of the Company. All amounts previously recognised in other comprehensive income in relation to that subsidiary are accounted for as if the Group had directly disposed of the related assets or liabilities of the subsidiary (i.e. reclassified to profit or loss or transferred to another category of equity as specified/permitted by applicable HKFRSs). The fair value of any investment retained in the former subsidiary at the date when control is lost is regarded as the fair value on initial recognition for subsequent accounting under HKAS 39, when applicable, the cost on initial recognition of an investment in an associate or a joint venture.

## Notes to the Consolidated Financial Statements *(Continued)*

For the year ended 31st December, 2016

---

### 3. SIGNIFICANT ACCOUNTING POLICIES *(Continued)*

#### **Business combinations**

Acquisitions of businesses are accounted for using the acquisition method. The consideration transferred in a business combination is measured at fair value, which is calculated as the sum of the acquisition-date fair values of the assets transferred by the Group, liabilities incurred by the Group to the former owners of the acquiree and the equity interests issued by the Group in exchange for control of the acquiree. Acquisition-related costs are generally recognised in profit or loss as incurred.

At the acquisition date, the identifiable assets acquired and the liabilities assumed are recognised at their fair value except that:

- deferred tax assets or liabilities and liabilities or assets related to employee benefit arrangements are recognised and measured in accordance with HKAS 12 “Income Taxes” and HKAS 19 “Employee Benefits” respectively;
- liabilities or equity instruments related to share-based payment arrangements of the acquiree or share-based payment arrangements of the Group entered into to replace share-based payment arrangements of the acquiree are measured in accordance with HKFRS 2 at the acquisition date; and
- assets (or disposal groups) that are classified as held for sale in accordance with HKFRS 5 “Non-current Assets Held for Sale and Discontinued Operations” are measured in accordance with that standard.

Goodwill is measured as the excess of the sum of the consideration transferred, the amount of any non-controlling interests in the acquiree, and the fair value of the acquirer’s previously held equity interest in the acquiree (if any) over the net amount of the identifiable assets acquired and the liabilities assumed as at acquisition date. If, after re-assessment, the net amount of the identifiable assets acquired and liabilities assumed exceeds the sum of the consideration transferred, the amount of any non-controlling interests in the acquiree and the fair value of the acquirer’s previously held interest in the acquiree (if any), the excess is recognised immediately in profit or loss as a bargain purchase gain.

Non-controlling interests that are present ownership interests and entitle their holders to a proportionate share of the relevant subsidiary’s net assets in the event of liquidation may be initially measured either at fair value or at the non-controlling interests’ proportionate share of the recognised amounts of the acquiree’s identifiable net assets. The choice of measurement basis is made on a transaction-by-transaction basis. Other types of non-controlling interests are measured at their fair value.

#### **Treasury shares**

Magnificent Hotel Investments Limited (“Magnificent Hotel”) became a subsidiary of the Company in 2001. On consolidation, the shares in the Company held by a subsidiary of Magnificent Hotel have been accounted for using the treasury stock method whereby consolidated equity attributable to owners of the Company is reduced by the carrying amount of the shares in the Company held by the said subsidiary at the date when Magnificent Hotel became a subsidiary of the Company. On disposal of the shares in the Company held by the said subsidiary, the difference between the sale consideration and the carrying amount of the shares disposed of together with the related securities revaluation reserve are recognised in retained profits.

## Notes to the Consolidated Financial Statements *(Continued)*

For the year ended 31st December, 2016

---

### 3. SIGNIFICANT ACCOUNTING POLICIES *(Continued)*

#### **Revenue recognition**

Revenue is measured at the fair value of the consideration received or receivable and represents amounts received and receivable for goods sold and services provided in the normal course of business, net of discounts and sales related taxes.

Revenue is recognised when the amount of revenue can be reliably measured; when it is probable that future economic benefits will flow to the Group and when specific criteria have been met for each of the Group's activities, as described below.

Revenue from the operation of hotels is recognised when services are rendered.

Rental income, including rentals invoiced in advance from properties let under operating leases, is recognised in profit or loss on a straight-line basis over the terms of the relevant lease.

Income from property management service is recognised when services are rendered.

Dividend income from investments is recognised when the shareholders' rights to receive payment have been established.

Interest income is accrued on a time basis, by reference to the principal outstanding and at the effective interest rate applicable, which is the rate that exactly discounts the estimated future cash receipts through the expected life of the financial asset to that asset's net carrying amount on initial recognition.

#### **Investment properties**

Investment properties are properties held to earn rentals and/or for capital appreciation.

Investment properties are initially measured at cost, including any directly attributable expenditure. Subsequent to initial recognition, investment properties are measured at their fair value. Gains or losses arising from changes in the fair value of investment properties are included in profit or loss for the period in which they arise.

Transfer from investment property to property under development will be made where there is a change in use, evidenced by the commencement of redevelopment for the purpose of owner occupation. For a transfer from investment property carried at fair value to owner-occupied property, the property's deemed cost for subsequent accounting are determined by reference to its fair value at the date of change in use. Property interests held under operating lease previously classified as an investment property and accounted for as if it were a finance lease shall continue to account for the lease as a finance lease, even if subsequent event changes the nature of the property interest so that it is no longer classified as investment property.

An investment property is derecognised upon disposal or when the investment property is permanently withdrawn from use and no future economic benefits are expected from the disposal. Any gain or loss arising on derecognition of the property (calculated as the difference between the net disposal proceeds and the carrying amount of the asset) is included in profit or loss in the period in which the item is derecognised.

## Notes to the Consolidated Financial Statements *(Continued)*

For the year ended 31st December, 2016

---

### 3. SIGNIFICANT ACCOUNTING POLICIES *(Continued)*

#### **Property, plant and equipment**

Property, plant and equipment including leasehold land (classified as finance leases) and buildings held for use in the production or supply of goods or services, or for administrative purposes other than properties under construction as described below are stated in the consolidated statement of financial position at cost less subsequent accumulated depreciation and accumulated impairment losses, if any.

Depreciation is recognised so as to write off the cost of assets less their residual values over their useful lives, using the straight-line method. The estimated useful lives, residual values and depreciation method are reviewed at the end of each reporting period, with the effect of any changes in estimate accounted for on a prospective basis.

An item of property, plant and equipment is derecognised upon disposal or when no future economic benefits are expected to arise from the continued use of the asset. Any gain or loss arising on the disposal or retirement of an item of property, plant and equipment is determined as the difference between the net disposal proceeds and the carrying amount of the asset and is recognised in profit or loss.

#### **Buildings under development for future owner-occupied purpose**

When buildings are in the course of development for production or for administrative purposes, the amortisation of prepaid lease payments provided during the construction period is included as part of costs of buildings under construction. Buildings under construction are carried at cost, less any identified impairment losses. Costs include professional fees and, for qualifying assets, borrowing costs capitalised in accordance with the Group's accounting policy. Depreciation of buildings commences when they are available for use (i.e. when they are in the location and condition necessary for them to be capable of operating in the manner intended by management).

#### **Inventories**

Inventories, representing inventories of food and beverages, are stated at the lower of cost and net realisable value. Costs of inventories are determined on first-in, first-out basis. Net realisable value represents the estimated selling price for inventories less the estimated costs necessary to make the sale.

#### **Impairment loss on tangible assets**

At the end of the reporting period, the Group reviews the carrying amounts of its tangible assets to determine whether there is any indication that those assets have suffered an impairment loss. If any such indication exists, the recoverable amount of the asset is estimated in order to determine the extent of the impairment loss, if any. When it is not possible to estimate the recoverable amount of an individual asset, the Group estimates the recoverable amount of the cash-generating unit to which the asset belongs. When a reasonable and consistent basis of allocation can be identified, corporate assets are also allocated to individual cash-generating units, or otherwise they are allocated to the smallest group of cash-generating units for which a reasonable and consistent allocation basis can be identified.

## Notes to the Consolidated Financial Statements *(Continued)*

For the year ended 31st December, 2016

---

### 3. SIGNIFICANT ACCOUNTING POLICIES *(Continued)*

#### **Impairment loss on tangible assets *(Continued)***

Recoverable amount is the higher of fair value less costs to sell and value in use. In assessing value in use, the estimated future cash flows are discounted to their present value using a pre-tax discount rate that reflects current market assessments of the time value of money and the risks specific to the asset for which the estimates of future cash flows have not been adjusted.

If the recoverable amount of an asset (or a cash-generating unit) is estimated to be less than its carrying amount, the carrying amount of the asset (or a cash-generating unit) is reduced to its recoverable amount. An impairment loss is recognised immediately in profit or loss.

Where an impairment loss subsequently reverses, the carrying amount of the asset (or cash-generating unit) is increased to the revised estimate of its recoverable amount, but so that the increased carrying amount does not exceed the carrying amount that would have been determined had no impairment loss been recognised for the asset (or a cash-generating unit) in prior years. A reversal of an impairment loss is recognised immediately in profit or loss.

#### **Financial instruments**

Financial assets and financial liabilities are recognised in the consolidated statement of financial position when a group entity becomes a party to the contractual provisions of the instrument.

Financial assets and financial liabilities are initially measured at fair value. Transaction costs that are directly attributable to the acquisition or issue of financial assets and financial liabilities (other than financial assets or financial liabilities at fair value through profit or loss) are added to or deducted from the fair value of the financial assets or financial liabilities, as appropriate, on initial recognition. Transaction costs directly attributable to the acquisition of financial assets or financial liabilities at fair value through profit or loss are recognised immediately in profit or loss.

#### ***Financial assets***

The Group's financial assets are classified into loans and receivables and available-for-sale ("AFS") financial assets. The classification depends on the nature and purpose of the financial assets and is determined at the time of initial recognition. All regular way purchases or sales of financial assets are recognised and derecognised on a trade date basis. Regular way purchases or sales are purchases or sales of financial assets that require delivery of assets within the time frame established by regulation or convention in the marketplace.

#### ***Effective interest method***

The effective interest method is a method of calculating the amortised cost of a financial asset and of allocating interest income over the relevant period. The effective interest rate is the rate that exactly discounts estimated future cash receipts (including all fees paid or received that form an integral part of the effective interest rate, transaction costs and other premiums or discounts) through the expected life of the debt instrument, or, where appropriate, a shorter period to the net carrying amount on initial recognition.

Interest income is recognised on an effective interest basis for debt instruments.



## Notes to the Consolidated Financial Statements *(Continued)*

For the year ended 31st December, 2016

---

### 3. SIGNIFICANT ACCOUNTING POLICIES *(Continued)*

#### Financial instruments *(Continued)*

##### *Financial assets (Continued)*

###### *Loans and receivables*

Loans and receivables are non-derivative financial assets with fixed or determinable payments that are not quoted in an active market. Loans and receivables (including trade and other receivables, other deposits, pledged bank deposits and bank balances and cash) are measured at amortised cost using the effective interest method, less any impairment losses (see accounting policy on impairment of financial assets below).

Interest income is recognised by applying the effective interest rate, except for short-term receivables where the recognition of interest would be immaterial.

###### *AFS financial assets*

AFS financial assets are non-derivative that are either designated as available-for-sale or are not classified as (a) loans and receivables, (b) held-to-maturity investments or (c) financial assets at fair value through profit or loss.

Equity securities held by the Group that are classified as AFS financial assets and are traded in an active market are measured at fair value at the end of each reporting period. Changes in the fair value of AFS financial assets are recognised in other comprehensive income and accumulated under the heading of securities revaluation reserve. When the investment is disposed of or is determined to be impaired, the cumulative gain or loss previously accumulated in the securities revaluation reserve is reclassified to profit or loss (see the accounting policy in respect of impairment of financial assets below).

Dividends on AFS equity investments are recognised in profit or loss when the Group's right to receive dividends is established.

AFS equity investments that do not have a quoted market price in an active market and whose fair value cannot be reliably measured are measured at cost less any identified impairment losses at the end of the reporting period (see accounting policy on impairment of financial assets below).

###### *Impairment of financial assets*

Financial assets are assessed for indicators of impairment at the end of the reporting period. Financial assets are considered to be impaired when there is objective evidence that, as a result of one or more events that occurred after the initial recognition of the financial asset, the estimated future cash flows of the financial assets have been affected.

For AFS equity investment, a significant or prolonged decline in the fair value of the security below its cost is considered to be objective evidence of impairment.

## Notes to the Consolidated Financial Statements *(Continued)*

For the year ended 31st December, 2016

---

### 3. SIGNIFICANT ACCOUNTING POLICIES *(Continued)*

#### Financial instruments *(Continued)*

##### *Financial assets (Continued)*

##### *Impairment of financial assets (Continued)*

For all other financial assets, objective evidence of impairment could include:

- significant financial difficulty of the issuer or counterparty; or
- breach of contract, such as a default or delinquency in interest or principal payments; or
- it becoming probable that the borrower will enter bankruptcy or financial re-organisation.

For certain categories of financial assets, such as trade receivables, assets that are assessed not to be impaired individually are, in addition, assessed for impairment on a collective basis. Objective evidence of impairment for a portfolio of receivables could include the Group's past experience of collecting payments, an increase in the number of delayed payments in the portfolio past the credit period, as well as observable changes in national or local economic conditions that correlate with default on receivables.

For financial assets carried at amortised cost, the amount of the impairment loss recognised is the difference between the asset's carrying amount and the present value of the estimated future cash flows discounted at the financial asset's original effective interest rate.

For financial assets carried at cost, the amount of the impairment loss is measured as the difference between the asset's carrying amount and the present value of the estimated future cash flows discounted at the current market rate of return for a similar financial asset. Such impairment loss will not be reversed in subsequent periods.

The carrying amount of the financial asset is reduced by the impairment loss directly for all financial assets with the exception of trade receivables, where the carrying amount is reduced through the use of an allowance account. When a trade receivable is considered uncollectible, it is written off against the allowance account. Subsequent recoveries of amounts previously written off are credited to profit or loss. Changes in the carrying amount of the allowance account are recognised in profit or loss.

When an AFS financial asset is considered to be impaired, cumulative gains or losses previously recognised in other comprehensive income are reclassified to profit or loss in the period.

For financial assets measured at amortised cost, if, in a subsequent period, the amount of impairment loss decreases and the decrease can be related objectively to an event occurring after the impairment loss was recognised, the previously recognised impairment loss is reversed through profit or loss to the extent that the carrying amount of the investment at the date the impairment loss is reversed does not exceed what the amortised cost would have been had the impairment loss not been recognised.

In respect of AFS equity investments, impairment losses previously recognised in profit or loss are not reversed through profit or loss. Any increase in fair value subsequent to impairment loss is recognised directly in other comprehensive income and accumulated in the securities revaluation reserve.

## Notes to the Consolidated Financial Statements *(Continued)*

For the year ended 31st December, 2016

---

### 3. SIGNIFICANT ACCOUNTING POLICIES *(Continued)*

#### **Financial instruments** *(Continued)*

##### ***Financial liabilities and equity instruments***

Debt and equity instruments issued by a group entity are classified as either financial liabilities or as equity instruments in accordance with the substance of the contractual arrangements entered into and the definitions of a financial liability and an equity instrument.

##### ***Equity instruments***

An equity instrument is any contract that evidences a residual interest in the assets of an entity after deducting all of its liabilities. Equity instruments issued by the Group are recognised at the proceeds received, net of direct issue costs.

##### ***Effective interest method***

The effective interest method is a method of calculating the amortised cost of a financial liability and of allocating interest expense over the relevant period. The effective interest rate is the rate that exactly discounts estimated future cash payments (including all fees paid or received that form an integral part of the effective interest rate, transaction costs and other premiums or discounts) through the expected life of the financial liability, or, where appropriate, a shorter period, to the net carrying amount on initial recognition.

Interest expense is recognised on an effective interest basis.

##### ***Financial liabilities at amortised cost***

Financial liabilities (including trade and other payables, other deposits received, advances from an intermediate holding company and ultimate holding company, and bank loans) are subsequently measured at amortised cost, using the effective interest method.

##### ***Derecognition***

The Group derecognises a financial asset only when the contractual rights to the cash flows from the asset expire.

On derecognition of a financial asset, the difference between the asset's carrying amount and the sum of the consideration received and receivable and the cumulative gain or loss that had been recognised in other comprehensive income and accumulated in equity is recognised in profit or loss.

The Group derecognises financial liabilities when, and only when, the Group's obligations are discharged, cancelled or have expired. The difference between the carrying amount of the financial liability derecognised and the consideration paid and payable is recognised in profit or loss.

## Notes to the Consolidated Financial Statements *(Continued)*

For the year ended 31st December, 2016

---

### 3. SIGNIFICANT ACCOUNTING POLICIES *(Continued)*

#### **Leasing**

Leases are classified as finance leases whenever the terms of the lease transfer substantially all the risks and rewards of ownership to the lessee. All other leases are classified as operating leases.

#### ***The Group as lessor***

Rental income from operating leases, included rentals invoiced in advance from properties let under operating leases, is recognised in profit or loss on a straight-line basis over the term of the relevant lease. Initial direct costs incurred in negotiating and arranging an operating lease are added to the carrying amount of the leased asset and recognised as an expense on a straight-line basis over the lease term.

#### ***The Group as lessee***

Operating lease payments, including the cost of acquiring land held under operating leases are recognised as an expense on a straight-line basis over the term of the relevant lease. Benefits received and receivable as an incentive to enter into an operating lease are recognised as a reduction of rental expense over the lease term on a straight-line basis.

#### ***Leasehold land and building***

When a lease includes both land and building elements, the Group assesses the classification of each element as a finance or an operating lease separately based on the assessment as to whether substantially all the risks and rewards incidental to ownership of each element have been transferred to the Group, unless it is clear that both elements are operating leases, in which case the entire lease is classified as an operating lease. Specifically, the minimum lease payments (including any lump-sum upfront payments) are allocated between the land and the building elements in proportion to the relative fair values of the leasehold interests in the land element and building element of the lease at the inception of the lease.

To the extent the allocation of the lease payments can be made reliably, interest in leasehold land that is accounted for as an operating lease is presented as "prepaid lease payments for land" in the consolidated statement of financial position and is amortised over the lease term on a straight-line basis except for those that are classified and accounted for as investment properties under the fair value model. When the lease payments cannot be allocated reliably between the land and building elements, the entire lease is generally classified as a finance lease.

#### **Foreign currencies**

In preparing the financial statements of each individual group entity, transactions in currencies other than the entity's functional currency (foreign currencies) are recognised at the rates of exchanges prevailing at the dates of the transactions. At the end of the reporting period, monetary items denominated in foreign currencies are retranslated at the rates prevailing at that date. Non-monetary items carried at fair value that are denominated in foreign currencies are retranslated at the rates prevailing at the date when the fair value was determined. Non-monetary items that are measured in terms of historical cost in a foreign currency are not retranslated.

## Notes to the Consolidated Financial Statements *(Continued)*

For the year ended 31st December, 2016

---

### 3. SIGNIFICANT ACCOUNTING POLICIES *(Continued)*

#### Foreign currencies *(Continued)*

Exchange differences arising on the settlement of monetary items, and on the retranslation of monetary items, are recognised in profit or loss in the period in which they arise. Exchange differences arising on the retranslation of non-monetary items carried at fair value are included in profit or loss for the period.

For the purposes of presenting the consolidated financial statements, the assets and liabilities of the Group's foreign operations are translated into the presentation currency of the Group (i.e. Hong Kong dollars) using exchange rates prevailing at the end of each reporting period. Income and expenses are translated at the average exchange rates for the year, unless exchange rates fluctuate significantly during the period, in which case the exchange rates prevailing at the dates of transactions are used. Exchange differences arising, if any, are recognised in other comprehensive income and accumulated in equity under the heading of foreign currency translation reserve.

#### Taxation

Income tax expense represents the sum of the tax currently payable and deferred tax.

The tax currently payable is based on taxable profit for the year. Taxable profit differs from "profit before taxation" as reported in the consolidated statement of profit or loss because of income or expense that are taxable or deductible in other years and items that are never taxable or deductible. The Group's liability for current tax is calculated using tax rates that have been enacted or substantively enacted by the end of the reporting period.

Deferred tax is recognised on temporary differences between the carrying amounts of assets and liabilities in the consolidated financial statements and the corresponding tax bases used in the computation of taxable profit. Deferred tax liabilities are generally recognised for all taxable temporary differences. Deferred tax assets are generally recognised for all deductible temporary differences to the extent that it is probable that taxable profits will be available against which those deductible temporary differences can be utilised. Such assets and liabilities are not recognised if the temporary difference arises from goodwill or from the initial recognition (other than in a business combination) of other assets and liabilities in a transaction that affects neither the taxable profit nor the accounting profit.

Deferred tax liabilities are recognised for taxable temporary differences arising on investments in subsidiaries, except where the Group is able to control the reversal of the temporary difference and it is probable that the temporary difference will not reverse in the foreseeable future. Deferred tax assets arising from deductible temporary differences associated with such investments are only recognised to the extent that it is probable that there will be sufficient taxable profits against which to utilise the benefits of the temporary differences and they are expected to reverse in the foreseeable future.

The carrying amount of deferred tax assets is reviewed at the end of the reporting period and reduced to the extent that it is no longer probable that sufficient taxable profits will be available to allow all or part of the asset to be recovered.

## Notes to the Consolidated Financial Statements *(Continued)*

For the year ended 31st December, 2016

---

### 3. SIGNIFICANT ACCOUNTING POLICIES *(Continued)*

#### **Taxation** *(Continued)*

Deferred tax assets and liabilities are measured at the tax rates that are expected to apply in the period in which the liability is settled or the asset is realised, based on tax rate (and tax laws) that have been enacted or substantively enacted by the end of the reporting period.

The measurement of deferred tax liabilities and assets reflects the tax consequences that would follow from the manner in which the Group expects, at the end of the reporting period, to recover or settle the carrying amount of its assets and liabilities.

For the purposes of measuring deferred taxes for investment properties that are measured using the fair value model, the carrying amounts of such properties are presumed to be recovered entirely through sale, unless the presumption is rebutted. The presumption is rebutted when the investment property is depreciable and is held within a business model whose objective is to consume substantially all of the economic benefits embodied in the investment property over time, rather than through sale.

Current and deferred tax are recognised in profit or loss, except when it relates to items that are recognised in other comprehensive income or directly to equity, in which case, the current and deferred tax are also recognised in other comprehensive income or directly in equity respectively. Where current tax or deferred tax arises from the initial accounting for a business combination, the tax effect is included in the accounting for the business combination.

#### **Borrowing costs**

Borrowing costs directly attribute to the acquisition, construction or production of qualifying assets, which are assets that necessarily take a substantial period of time to get ready for their intended use or sale, are added to the cost of those assets, until such time as the assets are substantially ready for their intended use or sale.

Investment income earned on the temporary investment of specific borrowings pending their expenditure on qualifying assets is deducted from the borrowing costs eligible for capitalisation.

All other borrowing costs are recognised in profit or loss in the period in which they are incurred.

#### **Retirement benefit costs**

Payments to the Group's Mandatory Provident Fund Scheme and other defined contribution retirement benefit plans are recognised as an expense when employees have rendered service entitling them to the contributions.

## Notes to the Consolidated Financial Statements (Continued)

For the year ended 31st December, 2016

---

### 4. CRITICAL ACCOUNTING JUDGMENT AND KEY SOURCES OF ESTIMATION UNCERTAINTY

In the application of the Group's accounting policies, which are described in note 3, management is required to make judgments, estimates and assumptions about the carrying amounts of assets and liabilities that are not readily apparent from other sources. The estimates and underlying assumptions are based on historical experience and other factors that are considered to be relevant. Actual results may differ from these estimates.

The estimates and underlying assumptions are reviewed on an ongoing basis. Revisions to accounting estimates are recognised in the period in which the estimate is revised if the revision affects only that period, or in the period of the revision and future periods if the revision affects both current and future periods.

#### **Critical judgment in applying accounting policies**

The following is the critical judgment, apart from those involving estimations (see below), that management has made in the process of applying the Group's accounting policies and that have the most significant effect on the amounts recognised in the consolidated financial statements.

#### ***Deferred taxation on investment properties***

For the purposes of measuring deferred taxes arising from investment properties that are measured using the fair value model, the directors have reviewed the Group's investment property portfolios and concluded that the Group's investment properties are not held under a business model whose objective is to consume substantially all of the economic benefits embodied in the investment properties over time. Therefore, in measuring the Group's deferred taxation on investment properties, the directors have determined that the presumption that the carrying amounts of investment properties measured using the fair value model are recovered entirely through sale is not rebutted. The Group has not recognised deferred taxes on changes in fair value of investment properties located in Hong Kong and the United Kingdom (the "UK") as the Group is not subject to income taxes on disposal of its investment properties.

#### **Key sources of estimation uncertainty**

The following are the key assumptions concerning the future, and other key sources of estimation uncertainty at the end of the reporting period that have a significant risk of causing a material adjustment to the carrying amounts of assets and liabilities within the next financial year.

#### ***Investment properties***

As described in note 16, investment properties are stated at fair value based on the valuation performed by independent professional valuers. In determining the fair value, the valuers have used a method of valuation which involves certain estimates. In relying on the valuation reports, the management has exercised their judgment and are satisfied that the method of valuation is reflective of the current market conditions. If there are changes in the assumptions used for the valuations, the fair value of the investment properties will change in future. As at 31st December, 2016, the carrying amount of investment properties is HK\$3,890,050,000 (2015: HK\$3,011,800,000).

#### ***Fair value measurements and valuation processes***

Some of the Group's assets are measured at fair value for financial reporting purposes.

In estimating the fair value of an asset, the Group uses market-observable data to the extent it is available. Where Level 1 inputs are not available, the Group looks for other appropriate valuation techniques and inputs for fair value measurement.

The Group uses valuation techniques that include inputs that are not based on observable market data to estimate the fair value of certain types of financial instruments. Notes 16 and 33(c) provide detailed information about the valuation techniques, inputs and key assumptions used in the determination of the fair value of various assets.



## Notes to the Consolidated Financial Statements (Continued)

For the year ended 31st December, 2016

### 4. CRITICAL ACCOUNTING JUDGMENT AND KEY SOURCES OF ESTIMATION UNCERTAINTY (Continued)

#### Key sources of estimation uncertainty (Continued)

##### Taxation

As at 31st December, 2016, a deferred tax asset of HK\$8,076,000 (2015: HK\$7,657,000) in relation to unused tax losses has been recognised as set out in note 24. No deferred tax asset has been recognised on the remaining tax losses of HK\$25,596,000 (2015: HK\$26,667,000) as it is not probable that taxable profit will be available against which the tax losses can be utilised. The realisability of the deferred tax asset mainly depends on whether sufficient future profits or taxable temporary differences will be available in the future. In cases where the actual future profits generated are more or less than expected, a material recognition or reversal of deferred tax assets may arise, which would be recognised in profit or loss for the period in which such a change takes place.

### 5. REVENUE

Revenue represents the aggregate of income from operation of hotels, property rental and dividend income, and is analysed as follows:

	2016 HK\$'000	2015 HK\$'000
Income from operation of hotels	443,990	435,821
Income from property rental	139,614	123,960
Dividend income	7,061	2,046
	<u>590,665</u>	<u>561,827</u>

### 6. SEGMENT INFORMATION

HKFRS 8 "Operating Segments" requires operating and reportable segments to be identified on the basis of internal reports about components of the Group that are regularly reviewed by the chief operating decision maker, Chairman of the Company, for the purpose of allocating resources to segments and assessing their performance. No operating segments identified by the chief operating decision maker have been aggregated in arriving at the reportable segments of the Group.

The Group's operating and reportable segments under HKFRS 8 are therefore as follows:

1. Hospitality services – Best Western Plus Hotel Kowloon
2. Hospitality services – Best Western Plus Hotel Hong Kong
3. Hospitality services – Magnificent International Hotel, Shanghai
4. Hospitality services – Best Western Hotel Causeway Bay
5. Hospitality services – Best Western Hotel Harbour View
6. Hospitality services – Best Western Grand Hotel
7. Hospitality services – Grand City Hotel
8. Property investment – 633 King's Road
9. Property investment – Shun Ho Tower
10. Property investment – Shops
11. Property investment – Hotel
12. Securities investment

Information regarding the above segments is reported below.

## Notes to the Consolidated Financial Statements (Continued)

For the year ended 31st December, 2016

### 6. SEGMENT INFORMATION (Continued)

#### Segment revenue and results

The following is an analysis of the Group's revenue and results by operating and reportable segments for the years:

	Segment revenue		Segment profit	
	Year ended 31st December,		Year ended 31st December,	
	2016 HK\$'000	2015 HK\$'000	2016 HK\$'000	2015 HK\$'000
Hospitality services	<b>443,990</b>	435,821	<b>121,920</b>	131,912
– Best Western Plus Hotel Kowloon	<b>57,360</b>	60,093	<b>7,227</b>	13,507
– Best Western Plus Hotel Hong Kong	<b>73,989</b>	78,052	<b>27,564</b>	27,604
– Magnificent International Hotel, Shanghai	<b>21,455</b>	22,253	<b>4,667</b>	3,785
– Best Western Hotel Causeway Bay	<b>59,319</b>	63,406	<b>13,905</b>	17,037
– Best Western Hotel Harbour View	<b>87,199</b>	91,792	<b>32,494</b>	37,444
– Best Western Grand Hotel	<b>100,671</b>	103,996	<b>24,272</b>	27,003
– Grand City Hotel	<b>43,997</b>	16,229	<b>11,791</b>	5,532
Property investment	<b>139,614</b>	123,960	<b>354,630</b>	151,108
– 633 King's Road	<b>96,238</b>	95,471	<b>265,440</b>	94,167
– Shun Ho Tower	<b>22,633</b>	21,850	<b>63,222</b>	50,302
– Shops	<b>4,346</b>	6,639	<b>4,346</b>	6,639
– Hotel	<b>16,397</b>	–	<b>21,622</b>	–
Securities investment	<b>7,061</b>	2,046	<b>7,061</b>	2,046
	<b>590,665</b>	<b>561,827</b>	<b>483,611</b>	285,066
Other income and gains			<b>48,260</b>	31,805
Central administration costs and directors' emoluments			<b>(44,237)</b>	(38,224)
Other expenses			<b>(15,887)</b>	(20,246)
Finance costs			<b>(10,176)</b>	(8,598)
Profit before taxation			<b>461,571</b>	<b>249,803</b>

The accounting policies of the operating and reportable segments are the same as the Group's accounting policies described in note 3. Segment profit represents the profit earned by each segment without allocation of central administration costs, directors' emoluments, other income and gains, other expenses and finance costs. This is the measure reported to the chief operating decision maker, Chairman of the Company, for the purposes of resources allocation and performance assessment.

Revenue reported above represents revenue generated from external customers. There were no inter-segment sales for both years.

## Notes to the Consolidated Financial Statements (Continued)

For the year ended 31st December, 2016

### 6. SEGMENT INFORMATION (Continued)

#### Segment assets and liabilities

The following is an analysis of the Group's assets and liabilities by operating and reportable segment:

	2016 HK\$'000	2015 HK\$'000
<b>Segment assets</b>		
Hospitality services	<b>2,853,576</b>	2,870,186
– Best Western Plus Hotel Kowloon	402,544	360,880
– Best Western Plus Hotel Hong Kong	327,389	330,523
– Magnificent International Hotel, Shanghai	73,428	81,101
– Best Western Hotel Causeway Bay	349,397	359,609
– Best Western Hotel Harbour View	515,305	522,054
– Best Western Grand Hotel	779,456	810,292
– Grand City Hotel	406,057	405,727
Property investment	<b>3,893,344</b>	3,015,151
– 633 King's Road	2,343,014	2,173,146
– Shun Ho Tower	623,080	582,005
– Shops	211,000	260,000
– Hotel	716,250	–
Securities investment	<b>172,681</b>	297,333
Unallocated assets	<b>6,919,601</b> <b>1,000,567</b>	6,182,670 1,207,056
<b>Consolidated assets</b>	<b>7,920,168</b>	<b>7,389,726</b>

## Notes to the Consolidated Financial Statements (Continued)

For the year ended 31st December, 2016

### 6. SEGMENT INFORMATION (Continued)

#### Segment assets and liabilities (Continued)

	2016 HK\$'000	2015 HK\$'000
<b>Segment liabilities</b>		
Hospitality services	<b>30,496</b>	33,132
– Best Western Plus Hotel Kowloon	5,899	5,064
– Best Western Plus Hotel Hong Kong	4,602	4,834
– Magnificent International Hotel, Shanghai	1,113	1,139
– Best Western Hotel Causeway Bay	3,239	3,058
– Best Western Hotel Harbour View	5,240	4,524
– Best Western Grand Hotel	6,745	7,794
– Grand City Hotel	3,658	6,719
Property investment	<b>53,099</b>	44,879
– 633 King's Road	34,882	35,777
– Shun Ho Tower	7,692	6,578
– Shops	2,040	2,524
– Hotel	8,485	–
Securities investment	<u>2</u>	<u>2</u>
Unallocated liabilities	<b>83,597</b>	78,013
	<b>986,311</b>	731,642
<b>Consolidated liabilities</b>	<b><u>1,069,908</u></b>	<b><u>809,655</u></b>

For the purposes of monitoring segment performances and allocating resources between segments:

- all assets are allocated to operating and reportable segments other than the Group's head office corporate assets (including certain property, plant and equipment), pledged bank deposits and bank balances and cash; and
- all liabilities are allocated to operating and reportable segments other than the Group's head office corporate liabilities, bank loans and current and deferred tax liabilities.

## Notes to the Consolidated Financial Statements (Continued)

For the year ended 31st December, 2016

### 6. SEGMENT INFORMATION (Continued)

#### Other segment information

	Depreciation of property, plant and equipment and release of prepaid lease payments for land		Additions to non-current assets (Note)		Increase (decrease) in fair value of investment properties	
	Year ended		Year ended		Year ended	
	2016	2015	2016	2015	2016	2015
	HK\$'000	HK\$'000	HK\$'000	HK\$'000	HK\$'000	HK\$'000
Amounts included in the measure of segment profit or loss or segment assets:						
Hospitality services	<b>76,470</b>	70,862	<b>15,956</b>	6,777	-	-
- Best Western Plus Hotel Kowloon	<b>15,739</b>	13,149	<b>9,128</b>	885	-	-
- Best Western Plus Hotel Hong Kong	<b>3,644</b>	3,587	<b>695</b>	190	-	-
- Magnificent International Hotel, Shanghai	<b>2,470</b>	2,731	<b>247</b>	19	-	-
- Best Western Hotel Causeway Bay	<b>11,552</b>	12,142	<b>131</b>	109	-	-
- Best Western Hotel Harbour View	<b>7,029</b>	7,020	<b>66</b>	138	-	-
- Best Western Grand Hotel	<b>30,269</b>	30,238	<b>128</b>	300	-	-
- Grand City Hotel	<b>5,767</b>	1,995	<b>5,561</b>	5,136	-	-
Property investment	-	-	<b>805,830</b>	513	<b>216,101</b>	28,587
- 633 King's Road	-	-	-	170	<b>170,000</b>	(170)
- Shun Ho Tower	-	-	<b>124</b>	343	<b>40,876</b>	28,757
- Shops	-	-	-	-	-	-
- Hotel	-	-	<b>805,706</b>	-	<b>5,225</b>	-
Securities investment	-	-	-	-	-	-
Property development for hotel	-	-	-	20,976	-	-
	<b>76,470</b>	70,862	<b>821,786</b>	28,266	<b>216,101</b>	28,587

Note: Additions to non-current assets excluded available-for-sale investments.

## Notes to the Consolidated Financial Statements (Continued)

For the year ended 31st December, 2016

### 6. SEGMENT INFORMATION (Continued)

#### Geographical information

The Group's operations are located in Hong Kong, the People's Republic of China (the "PRC") and the UK.

The following is an analysis of the Group's revenue primarily by geographical markets based on location of assets:

	2016 HK\$'000	2015 HK\$'000
Hong Kong	552,813	539,574
The PRC	21,455	22,253
The UK	16,397	–
	<u>590,665</u>	<u>561,827</u>

The following is an analysis of the Group's non-current assets by geographical location of the assets:

	Non-current assets (Note)	
	2016 HK\$'000	2015 HK\$'000
Hong Kong	6,060,658	5,915,343
The PRC	72,029	79,611
The UK	716,250	–
	<u>6,848,937</u>	<u>5,994,954</u>

Note: Non-current assets excluded available-for-sale investments.

#### Information about major customers

There were no customers individually contributing over 10% of the total sale amounts for both years.

#### Revenue from major services

Analysis of the Group's revenue from its major services are set out as below:

	2016 HK\$'000	2015 HK\$'000
Room revenue	423,118	416,706
Food and beverage	18,430	16,796
Property rental income	139,614	123,960
Dividend income	7,061	2,046
Others	2,442	2,319
	<u>590,665</u>	<u>561,827</u>

## Notes to the Consolidated Financial Statements (Continued)

For the year ended 31st December, 2016

### 7. OTHER INCOME AND GAINS/OTHER EXPENSES

	2016 <i>HK\$'000</i>	2015 <i>HK\$'000</i>
Other income and gains comprises:		
Management fee income for the provision of property management services	15,923	15,893
Interest income from bank deposits	2,325	7,223
Exchange gain	29,118	–
Gain on disposal of available-for-sale investments	564	3,594
Gain on disposal of property, plant and equipment	–	4,019
Others	330	1,076
	<u>48,260</u>	<u>31,805</u>

Other expenses mainly represent cost incurred for the provision of property management services. For the year ended 31st December, 2015, it also included hotel pre-operation expenses.

### 8. FINANCE COSTS

	2016 <i>HK\$'000</i>	2015 <i>HK\$'000</i>
Interests on:		
Bank loans	10,062	9,731
Advance from ultimate holding company (note 29 (c))	13	18
Advance from an intermediate holding company (note 29 (a))	101	282
	<u>10,176</u>	<u>10,031</u>
Less: amount capitalised in properties under development (Note)	–	(1,433)
	<u>10,176</u>	<u>8,598</u>

*Note:* The amount capitalised in properties under development represented the borrowing costs directly attributed to the construction of properties under development.



## Notes to the Consolidated Financial Statements (Continued)

For the year ended 31st December, 2016

### 9. PROFIT BEFORE TAXATION

	2016 HK\$'000	2015 HK\$'000
Profit before taxation has been arrived at after charging (crediting):		
Auditor's remuneration	3,334	3,056
Staff costs including directors' emoluments	169,718	166,577
Depreciation of property, plant and equipment	83,055	75,357
Loss (gain) on disposal of property, plant and equipment	141	(4,019)
Release of prepaid lease payments for land	795	852
Operating lease rental in respect of rented equipment	1,514	771
Gross rental income from investment properties	(139,614)	(123,960)
Less: Direct operating expenses incurred for investment properties that generated rental income during the year	1,085	1,440
	<u>(138,529)</u>	<u>(122,520)</u>

### 10. DIRECTORS', CHIEF EXECUTIVE'S AND EMPLOYEES' EMOLUMENTS

#### (a) Directors' and Chief Executive's emoluments

The emoluments paid or payable to the Company's directors are as follows:

	Year ended 31st December, 2016				Total HK\$'000
	Directors' fees HK\$'000	Basic salaries, allowances and benefits- in-kind HK\$'000	Performance related bonus payments HK\$'000	Contributions to retirement benefits schemes HK\$'000	
<b>Executive Directors</b>					
Mr. William Cheng Kai Man	–	8,346	1,209	18	9,573
Mr. Albert Hui Wing Ho	–	2,224	703	18	2,945
<b>Non-executive Director</b>					
Madam Mabel Lui Fung Mei Yee	33	–	–	–	33
<b>Independent Non-executive Directors</b>					
Mr. Vincent Kwok Chi Sun	107	–	–	–	107
Mr. Chan Kim Fai	100	–	–	–	100
Mr. Hui Kin Hing	100	–	–	–	100
	<u>340</u>	<u>10,570</u>	<u>1,912</u>	<u>36</u>	<u>12,858</u>

## Notes to the Consolidated Financial Statements (Continued)

For the year ended 31st December, 2016

### 10. DIRECTORS', CHIEF EXECUTIVE'S AND EMPLOYEES' EMOLUMENTS (Continued)

#### (a) Directors' and Chief Executive's emoluments (Continued)

	Year ended 31st December, 2015				Total HK\$'000
	Directors' fees HK\$'000	Basic salaries, allowances and benefits- in-kind HK\$'000	Performance related bonus payments HK\$'000	Contributions to retirement benefits schemes HK\$'000	
<b>Executive Directors</b>					
Mr. William Cheng Kai Man	–	7,834	1,123	18	8,975
Mr. Albert Hui Wing Ho	–	2,135	538	18	2,691
<b>Non-executive Director</b>					
Madam Mabel Lui Fung Mei Yee	33	–	–	–	33
<b>Independent Non-executive Directors</b>					
Mr. Vincent Kwok Chi Sun	104	–	–	–	104
Mr. Chan Kim Fai	100	–	–	–	100
Mr. Hui Kin Hing	100	–	–	–	100
	<u>337</u>	<u>9,969</u>	<u>1,661</u>	<u>36</u>	<u>12,003</u>

Mr. William Cheng Kai Man is also the Chief Executive of the Company and his emoluments disclosed above include those for services rendered by him as the Chief Executive.

No directors waived any emoluments in the years ended 31st December, 2016 and 2015.

The performance related bonus payments payable to the executive directors are determined based on the performance of the individual directors.

During the years ended 31st December, 2016 and 2015, no emolument was paid to the directors as an inducement to join or upon joining the Group or as compensation for loss of office.

#### (b) Employees' emoluments

Of the five individuals in the Group with the highest emoluments, two (2015: two) were directors of the Company, whose emoluments are included above. The emoluments of the remaining three (2015: three) individuals are as follows:

	2016 HK\$'000	2015 HK\$'000
Basic salaries, allowances and benefits-in-kind	2,562	2,695
Performance related bonus payments	463	288
Contributions to retirement benefits schemes	54	54
	<u>3,079</u>	<u>3,037</u>

## Notes to the Consolidated Financial Statements (Continued)

For the year ended 31st December, 2016

### 10. DIRECTORS', CHIEF EXECUTIVE'S AND EMPLOYEES' EMOLUMENTS (Continued)

#### (b) Employees' emoluments (Continued)

The emoluments were within the following bands:

	Number of individuals	
	2016	2015
Nil to HK\$1,000,000	1	2
HK\$1,000,001 to HK\$2,000,000	2	1
	<u>3</u>	<u>3</u>

### 11. INCOME TAX EXPENSE

	2016	2015
	HK\$'000	HK\$'000
The taxation charge comprises:		
Current tax		
Hong Kong	35,009	36,605
The PRC	998	780
The UK	466	–
	<u>36,473</u>	<u>37,385</u>
Overprovision in prior years		
Hong Kong	(247)	(281)
	<u>36,226</u>	<u>37,104</u>
Deferred tax (note 24)		
Current year	1,145	1,521
	<u>37,371</u>	<u>38,625</u>

Hong Kong Profits Tax is calculated at 16.5% of the estimated assessable profits for both years.

Under the Law of the People's Republic of China on Enterprise Income Tax (the "EIT Law") and Implementation Regulation of the EIT Law, the tax rate of the PRC subsidiaries is 25% from 1st January, 2008 onwards.

Under the United Kingdom Tax Law, the tax rate of the subsidiary operating in the UK is 20%.

## Notes to the Consolidated Financial Statements (Continued)

For the year ended 31st December, 2016

### 11. INCOME TAX EXPENSE (Continued)

According to a joint circular of the Ministry of Finance and State Administration of Taxation – Cai Shui [2008] No. 1, starting from 1st January, 2008, 10% withholding income tax will be imposed on dividends related to profits earned by the companies established in the PRC in the calendar year 2008 onwards, being declared to their foreign shareholders pursuant to Articles 3 and 6 of the EIT Law, and Article 17 of the Implementation Rules of the EIT Law. Deferred tax liabilities on the temporary differences attributable to the undistributed profits earned by the Company's PRC subsidiary of HK\$2,206,000 (2015: HK\$1,910,000) were provided as at 31st December, 2016.

The taxation expense for the year can be reconciled to the profit before taxation as follows:

	2016 HK\$'000	2015 HK\$'000
Profit before taxation	<u>461,571</u>	<u>249,803</u>
Tax at the Hong Kong Profits Tax rate of 16.5% (2015: 16.5%)	76,159	41,217
Tax effect of expenses not deductible for tax purpose	5,590	5,288
Tax effect of income not taxable for tax purpose	(44,151)	(6,883)
Overprovision in prior years	(247)	(281)
Tax effect of tax losses not recognised	93	158
Utilisation of tax losses previously not recognised	(270)	(1,298)
Effect of different tax rates of subsidiaries operating in other jurisdictions	29	(37)
Deferred tax liabilities arising on undistributed profits of a PRC subsidiary	296	232
Others	<u>(128)</u>	<u>229</u>
Income tax expense	<u>37,371</u>	<u>38,625</u>

### 12. DIVIDENDS

Dividend recognised as distribution during the year:

	2016 HK\$'000	2015 HK\$'000
Final dividend in respect of the year ended 31st December, 2015 of HK4.8 cents (2015: nil)	24,557	–
Interim dividend in respect of the six months ended 30th June, 2016 of HK1.86 cents (2015: nil)	<u>9,516</u>	<u>–</u>
	<u>34,073</u>	<u>–</u>

The distribution has been excluded 68,140,000 shares held by a subsidiary of the Group.

The final dividend in respect of the year ended 31st December, 2016 of the HK4.14 cents per share, amounting to HK\$21,181,000 has been proposed by the directors and is subject to approval by the shareholders in the forthcoming annual general meeting.

## Notes to the Consolidated Financial Statements (Continued)

For the year ended 31st December, 2016

### 13. EARNINGS PER SHARE

The calculation of the basic earnings per share is based on the profit for the year attributable to owners of the Company of HK\$381,389,000 (2015: HK\$170,245,000) and on weighted average number of ordinary shares of 511,613,000 shares (2015: 488,580,000 shares) in issue during the year. The number of shares adopted in the calculation of the earnings per share has been arrived at after eliminating the shares in the Company held by a subsidiary.

Diluted earnings per share for both years are not presented as there are no potential ordinary shares exist during both years.

### 14. PROPERTY, PLANT AND EQUIPMENT

	Leasehold land and buildings <i>HK\$'000</i>	Leasehold land and hotel buildings <i>HK\$'000</i>	Furniture, fixtures and equipment <i>HK\$'000</i>	Motor vehicles and vessels <i>HK\$'000</i>	Total <i>HK\$'000</i>
<b>COST</b>					
At 1st January, 2015	144,496	2,647,487	83,386	19,831	2,895,200
Exchange realignment	–	(3,801)	(254)	(7)	(4,062)
Additions	1,338	–	6,837	20,431	28,606
Transfer from properties under development	–	391,710	8,624	–	400,334
Overprovision of construction cost in prior year	–	(238)	–	–	(238)
Disposals	–	–	(386)	(12,766)	(13,152)
	<u>145,834</u>	<u>3,035,158</u>	<u>98,207</u>	<u>27,489</u>	<u>3,306,688</u>
At 31st December, 2015	145,834	3,035,158	98,207	27,489	3,306,688
Exchange realignment	–	(4,680)	(186)	(8)	(4,874)
Additions	–	5,518	1,998	859	8,375
Transfer from properties under development	–	103,440	–	–	103,440
Disposals	–	–	(160)	(397)	(557)
	<u>145,834</u>	<u>3,139,436</u>	<u>99,859</u>	<u>27,943</u>	<u>3,413,072</u>
<b>At 31st December, 2016</b>	<b>145,834</b>	<b>3,139,436</b>	<b>99,859</b>	<b>27,943</b>	<b>3,413,072</b>
<b>DEPRECIATION</b>					
At 1st January, 2015	22,397	312,518	47,755	13,233	395,903
Exchange realignment	–	(1,179)	(242)	(7)	(1,428)
Provided for the year	2,772	61,684	7,459	3,442	75,357
Eliminated on disposals	–	–	(272)	(12,280)	(12,552)
	<u>25,169</u>	<u>373,023</u>	<u>54,700</u>	<u>4,388</u>	<u>457,280</u>
At 31st December, 2015	25,169	373,023	54,700	4,388	457,280
Exchange realignment	–	(1,507)	(72)	(9)	(1,588)
Provided for the year	2,772	66,873	7,898	5,512	83,055
Eliminated on disposals	–	–	(103)	(192)	(295)
	<u>27,941</u>	<u>438,389</u>	<u>62,423</u>	<u>9,699</u>	<u>538,452</u>
<b>At 31st December, 2016</b>	<b>27,941</b>	<b>438,389</b>	<b>62,423</b>	<b>9,699</b>	<b>538,452</b>
<b>CARRYING AMOUNTS</b>					
<b>At 31st December, 2016</b>	<b>117,893</b>	<b>2,701,047</b>	<b>37,436</b>	<b>18,244</b>	<b>2,874,620</b>
At 31st December, 2015	120,665	2,662,135	43,507	23,101	2,849,408

## Notes to the Consolidated Financial Statements (Continued)

For the year ended 31st December, 2016

### 14. PROPERTY, PLANT AND EQUIPMENT (Continued)

Notes:

- (a) Leasehold land and buildings are situated on land in Hong Kong.
- (b) An analysis of the carrying amounts of the Group's leasehold land and hotel buildings, which are situated on leasehold land, is set out below:

	2016 <i>HK\$'000</i>	2015 <i>HK\$'000</i>
In Hong Kong		
On long leases	1,216,156	1,223,327
Under medium-term leases	1,441,243	1,390,428
In the PRC under medium-term leases	43,648	48,380
	<u>2,701,047</u>	<u>2,662,135</u>

The above items of property, plant and equipment are depreciated on a straight-line basis at the following rates per annum:

Leasehold land	Over the remaining term of land lease
Hotel buildings and buildings	50 years or over the remaining term of land lease, whichever is shorter
Furniture, fixtures and equipment	4% – 33%
Motor vehicles and vessels	20%

### 15. PREPAID LEASE PAYMENTS FOR LAND

The prepaid lease payments represent the land in the PRC on medium-term leases and are analysed for reporting purposes as:

	2016 <i>HK\$'000</i>	2015 <i>HK\$'000</i>
Non-current asset	27,898	30,765
Current asset	795	852
	<u>28,693</u>	<u>31,617</u>

## Notes to the Consolidated Financial Statements (Continued)

For the year ended 31st December, 2016

### 16. INVESTMENT PROPERTIES

	2016 <i>HK\$'000</i>	2015 <i>HK\$'000</i>
FAIR VALUE		
At the beginning of the year	3,011,800	3,082,700
Additions	805,830	513
Increase in fair value recognised in profit or loss	216,101	28,587
Exchange realignment	(94,681)	–
Transfer to properties under development	(49,000)	(100,000)
	<u>3,890,050</u>	<u>3,011,800</u>
At the end of the year	<u>3,890,050</u>	<u>3,011,800</u>

The fair values of the Group's investment properties at 31st December, 2016 and 2015 have been arrived at on the basis of a valuation carried out on that date by DTZ Cushman & Wakefield Limited (formerly known as DTZ Denbenham Tie Leung Limited) and Allsop LLP (2015: DTZ Cushman & Wakefield Limited), independent qualified professional valuers not connected with the Group. The valuation reports on these properties are signed by a director of DTZ Cushman & Wakefield Limited who is a member of The Hong Kong Institute of Surveyors and a partner of Allsop LLP who is a member of the Royal Institution of Chartered Surveyors, and were arrived at by adopting the income capitalisation method and by making reference to comparable sales transactions as available in the market to assess the market value of the investment properties.

The investment properties of the Group with an aggregate carrying amount of approximately HK\$3,890 million (2015: HK\$3,012 million) were rented out under operating leases at the end of the reporting period.

In estimating the fair value of the properties, the highest and best use of the properties is their current use.

The income capitalisation approach estimates the values of the properties on an open market basis by capitalising rental income on a fully leased basis having regard to the current passing rental income from existing tenancies and potential future reversionary income at the market level. In this valuation method, the rental income is divided into a current passing rental income over the existing lease and a potential future reversionary rental income over the residual land lease period. The term value involves the capitalisation of the current passing rental income over the existing lease term. The reversionary value is taken to be current market rental income upon the expiry of the lease and is capitalised on a fully leased basis. In this approach, the valuers have considered the term yield and reversionary yield. The term yield is used for capitalisation of the current passing rental income as at the date of valuation whilst the reversionary yield is used to convert reversionary rental income.



## Notes to the Consolidated Financial Statements (Continued)

For the year ended 31st December, 2016

### 16. INVESTMENT PROPERTIES (Continued)

Key inputs used to determine fair values are as follows:

#### (a) Capitalisation rate

It is estimated based on market lease over market value on comparables. The higher the capitalisation rates used, the lower the fair values of the investment properties. The market capitalisation rates of 4.5%, 4%, 3% and 4% are adopted for 633 King's Road, Shun Ho Tower, shops of hotels located in Hong Kong and a hotel property located in the UK respectively (2015: 4.5%, 4% and 3% for 633 King's Road, Shun Ho Tower and shops of hotels located in Hong Kong respectively).

#### (b) Market rent

It is estimated based on the market lease comparable. The higher the market rent used, the higher the fair values of the investment properties. The average monthly rental of HK\$31.11, HK\$40.74, ranging from HK\$53.66 to HK\$232.42 and HK\$18.72 per square feet are adopted for 633 King's Road, Shun Ho Tower, shops of hotels located in Hong Kong and a hotel property located in the UK respectively (2015: HK\$31.93, HK\$37.94 and ranging from HK\$55.58 to HK\$100.97 per square feet for 633 King's Road, Shun Ho Tower and shops of hotels located in Hong Kong respectively).

The Group's investment properties are commercial property units located in Hong Kong and hotel property in the UK and are at Level 3 of the fair value hierarchy as at 31st December, 2016 and 2015.

There were no transfers into or out of Level 3 during both years.

### 17. PROPERTIES UNDER DEVELOPMENT

	2016 <i>HK\$'000</i>	2015 <i>HK\$'000</i>
At cost		
At the beginning of the year	102,981	382,339
Additions	7,828	20,976
Transfer from investment properties	49,000	100,000
Transfer to property, plant and equipment	(103,440)	(400,334)
	<u>56,369</u>	<u>102,981</u>
At the end of the year	<u>56,369</u>	<u>102,981</u>

The Group's properties under development is situated on land in Hong Kong.

## Notes to the Consolidated Financial Statements (Continued)

For the year ended 31st December, 2016

### 18. AVAILABLE-FOR-SALE INVESTMENTS

	2016 <i>HK\$'000</i>	2015 <i>HK\$'000</i>
Listed equity securities in Hong Kong at fair value ( <i>Note a</i> )	169,519	296,553
Unlisted equity investments, at cost ( <i>Note b</i> )	1,895	780
	<u>171,414</u>	<u>297,333</u>

*Notes:*

- (a) The fair value of listed equity securities is determined by reference to quoted market bid price from the Hong Kong Stock Exchange.

The Group's non-current equity securities listed in Hong Kong include approximately 20.57% (2015: 20.57%) interest in Shun Ho Holdings, which is a public company incorporated and listed in Hong Kong.

The Company is a subsidiary of Shun Ho Holdings. Under the Hong Kong Companies Ordinance, members of the Group who are shareholders of Shun Ho Holdings have no right to vote at its meetings. The directors are of the opinion that the Group is not in a position to exercise significant influence over Shun Ho Holdings, accordingly, the results of Shun Ho Holdings have not been accounted for on an equity basis.

- (b) The unlisted equity investments are measured at cost less impairment at the end of each reporting period because the range of reasonable fair value estimates is so significant that the directors of the Company are of the opinion that their fair values cannot be measured reliably.

### 19. TRADE AND OTHER RECEIVABLES

	2016 <i>HK\$'000</i>	2015 <i>HK\$'000</i>
Analysed for reporting as:		
Trade receivables	19,917	18,498
Other receivables	2,682	2,622
	<u>22,599</u>	<u>21,120</u>

Except for a credit period of 30 to 60 days granted to travel agencies and certain customers of the hotels, the Group does not allow any credit period to customers. The following is an aged analysis of the Group's trade receivables presented based on the invoice date at the end of the reporting period:

	2016 <i>HK\$'000</i>	2015 <i>HK\$'000</i>
Not yet due	18,974	17,610
Overdue:		
0 – 30 days	758	855
31 – 60 days	179	23
61 – 90 days	6	10
	<u>19,917</u>	<u>18,498</u>

## Notes to the Consolidated Financial Statements (Continued)

For the year ended 31st December, 2016

### 19. TRADE AND OTHER RECEIVABLES (Continued)

Before accepting any new customer, the Group has assessed the potential customer's credit quality and defined credit rating limits. 95% (2015: 95%) of the trade receivables are neither past due nor impaired, and no impairment has been made to these trade receivables, as the directors believe that the amounts are with good credit quality.

Included in the Group's trade receivable balance are debtors with aggregate carrying amount of HK\$943,000 (2015: HK\$888,000) which are past due at the end of the reporting period for which the Group has not provided for impairment loss, by taking into account the past default experience. The Group does not hold any collateral over these balances.

The concentration of credit risk is limited due to the customer base being large and unrelated. Accordingly, the directors of the Company believe that there is no further credit provision required.

#### Aging of trade receivables which are past due but not impaired

	2016 HK\$'000	2015 HK\$'000
Overdue:		
0 – 30 days	758	855
31 – 60 days	179	23
61 – 90 days	6	10
	<u>943</u>	<u>888</u>

### 20. PLEDGED BANK DEPOSITS/BANK BALANCES AND CASH

As at 31st December, 2016, the pledged bank deposits carry interest at prevailing deposit interest rates ranging from 0.02% to 0.86% per annum and represent deposits pledged to a bank to secure short-term banking facilities granted to the Group.

Bank balances carry interest at prevailing deposit interest rates ranging from 0.001% to 1.35% (2015: 0.001% to 0.44%) per annum.

### 21. TRADE AND OTHER PAYABLES AND ACCRUALS

	2016 HK\$'000	2015 HK\$'000
Analysed for reporting as:		
Trade payables	3,194	3,703
Other payables and accruals (Note)	<u>32,402</u>	<u>30,860</u>
	<u>35,596</u>	<u>34,563</u>

## Notes to the Consolidated Financial Statements (Continued)

For the year ended 31st December, 2016

### 21. TRADE AND OTHER PAYABLES AND ACCRUALS (Continued)

The following is an aged analysis of the Group's trade payables presented based on the invoice date at the end of the reporting period:

	2016 HK\$'000	2015 HK\$'000
0 – 30 days	2,291	2,953
31 – 60 days	64	722
61 – 90 days	839	28
	<u>3,194</u>	<u>3,703</u>

The credit period on purchase of goods is up to 30 days. The Group has financial risk management policies in place to ensure that all payables within credit timeframe.

*Note:* Other payables and accruals include construction costs payable of HK\$644,000 (2015: HK\$5,182,000).

### 22. BANK LOANS

	2016 HK\$'000	2015 HK\$'000
Secured bank loans	<u>809,271</u>	<u>559,815</u>
Carrying amounts of bank loan repayable within one year	<u>315,993</u>	–
Carrying amounts of bank loans that contain a repayment on demand clause (shown under current liabilities) but:		
Repayable within one year from the end of the reporting period	196,584	196,558
Not repayable within one year from the end of the reporting period shown under current liabilities	<u>296,694</u>	<u>363,257</u>
	<u>493,278</u>	559,815
Amounts shown under current liabilities	<u>809,271</u>	<u>559,815</u>

All the Group's bank loans are floating-rate borrowings. The bank loans are secured over certain of the Group's properties and bank deposits. Interest rates on the Group's bank loans are repriced monthly. Effective interest rate is 1.5% (2015: 1.6%) per annum.

## Notes to the Consolidated Financial Statements (Continued)

For the year ended 31st December, 2016

### 23. SHARE CAPITAL

	Number of shares		Amount	
	2016 '000	2015 '000	2016 HK\$'000	2015 HK\$'000
Ordinary shares				
Issued and fully paid:				
At the beginning of the year	579,753	537,077	1,084,887	387,308
Issue of shares (Note)	—	42,676	—	697,579
At the end of the year	<u>579,753</u>	<u>579,753</u>	<u>1,084,887</u>	<u>1,084,887</u>

Note: During the year ended 31st December, 2015, the Company issued 42,676,000 ordinary shares for the acquisition of additional interests in certain subsidiaries.

As at 31st December, 2016 and 2015, the Company's 68,140,000 (2015: 68,140,000) issued shares were held by a subsidiary of the Group. In accordance with the Hong Kong Companies Ordinance, members of the Group who are shareholders of the Company have no right to vote at meetings of the Company.

### 24. DEFERRED TAX LIABILITIES/ASSET

The following are the deferred tax liabilities (asset) recognised and movements thereon during the current and prior reporting periods:

	Business combination HK\$'000	Accelerated tax depreciation HK\$'000	Withholding tax HK\$'000	Tax losses HK\$'000	Total HK\$'000
At 1st January, 2015	61,507	89,986	1,678	(405)	152,766
(Credit) charge to profit or loss	<u>(932)</u>	<u>9,473</u>	<u>232</u>	<u>(7,252)</u>	<u>1,521</u>
At 31st December, 2015	60,575	99,459	1,910	(7,657)	154,287
(Credit) charge to profit or loss	<u>(1,104)</u>	<u>2,372</u>	<u>296</u>	<u>(419)</u>	<u>1,145</u>
At 31st December, 2016	<u>59,471</u>	<u>101,831</u>	<u>2,206</u>	<u>(8,076)</u>	<u>155,432</u>

At the end of the reporting period, the Group has unused tax losses of HK\$74,541,000 (2015: HK\$73,073,000) available to offset against future profits. A deferred tax asset has been recognised in respect of such losses to the extent of HK\$48,945,000 (2015: HK\$46,406,000). No deferred tax asset has been recognised in respect of the remaining tax losses of HK\$25,596,000 (2015: HK\$26,667,000) due to the unpredictability of future profit streams. All the unrecognised tax losses may be carried forward indefinitely.

## Notes to the Consolidated Financial Statements (Continued)

For the year ended 31st December, 2016

### 25. PROJECT/CAPITAL COMMITMENTS

As at 31st December, 2016, the Group had outstanding commitments contracted for but not provided in the consolidated financial statements in respect of expenditure on properties under development amounting to HK\$15,084,000 (2015: HK\$2,157,000).

### 26. OPERATING LEASE COMMITMENTS

#### The Group as lessor

Rental income from investment properties earned during the year amounting to HK\$139,614,000 (2015: HK\$123,960,000). The properties under leases have committed tenants for one year to thirty five years from the end of the reporting period without termination options granted to tenants.

At the end of the reporting period, the Group had contracted with tenants for the following future minimum lease payments under non-cancellable operating leases:

	2016 <i>HK\$'000</i>	2015 <i>HK\$'000</i>
Within one year	160,306	119,042
More than one year but not more than five years	301,088	67,315
After five years	523,901	–
	<u>985,295</u>	<u>186,357</u>

#### The Group as lessee

At the end of the reporting period, the Group had commitments for the following future minimum lease payments under non-cancellable operating leases in respect of rented equipment:

	2016 <i>HK\$'000</i>	2015 <i>HK\$'000</i>
Within one year	1,150	1,153
More than one year but not more than five years	537	444
	<u>1,687</u>	<u>1,597</u>

The leases are negotiated for term ranging from two to three years with monthly fixed rental.

Other than as disclosed above, the Group had no material lease commitments outstanding at the end of the reporting period.

## Notes to the Consolidated Financial Statements (Continued)

For the year ended 31st December, 2016

### 27. PLEDGE OF ASSETS

At the end of the reporting period, the bank loan facilities of the Group were secured by the followings:

- (a) investment properties and property, plant and equipment of the Group with carrying amounts as at 31st December, 2016 of approximately HK\$2,445 million (2015: HK\$2,280 million) and HK\$2,320 million (2015: HK\$2,367 million), respectively;
- (b) pledge of shares in and subordination of loans due from certain subsidiaries with an aggregate carrying amount as at 31st December, 2016 of approximately HK\$1,091 million (2015: HK\$1,129 million);
- (c) pledge of bank deposits with carrying amount of approximately HK\$447 million (2015: nil); and
- (d) assignment of the Group's rentals and hotel revenue respectively.

### 28. RETIREMENT BENEFIT PLANS

The Group operates a Mandatory Provident Fund Scheme for all qualifying employees. The assets of the scheme are held separately from those of the Group in funds under the control of trustees. The Group contributes 5% of relevant payroll costs capped at HK\$1,500 (2015: HK\$1,500) per month of each individual employee to the scheme, which contribution is matched by employees.

The employees of the Company's subsidiary in the PRC are members of a state-managed retirement benefit scheme operated by the PRC government. The subsidiary is required to contribute certain percentage of payroll costs to the retirement benefit scheme to fund the benefits. The only obligation of the Group with respect to this retirement benefit scheme is to make the specified contributions.

The contributions paid and payable to the schemes by the Group in respect of the year which were charged to profit or loss amounting to HK\$6,399,000 (2015: HK\$6,254,000).

### 29. RELATED PARTY TRANSACTIONS

Other than those disclosed in respective notes to the consolidated financial statements, the Group had the following transactions and balances with related parties during the year:

	2016 <i>HK\$'000</i>	2015 <i>HK\$'000</i>
Shun Ho Holdings		
Corporate management fee income for administrative facilities provided	100	100
Interest expenses on advance to the Group ( <i>Note a</i> )	101	282
Dividend paid/payable ( <i>Note b</i> )	20,353	439
Trillion Resources		
Interest expenses on advance to the Group ( <i>Note c</i> )	13	18
Compensation of key management personnel ( <i>Note d</i> )	<u>12,858</u>	<u>12,003</u>



## Notes to the Consolidated Financial Statements (Continued)

For the year ended 31st December, 2016

### 29. RELATED PARTY TRANSACTIONS (Continued)

	2016 HK\$'000	2015 HK\$'000
Shun Ho Holdings and its subsidiaries*		
Advance due by the Group at the end of the reporting period (Note a)	5,420	873
Trillion Resources		
Advance due by the Group at the end of the reporting period (Note c)	—	438

\* exclude the Company and its subsidiaries

#### Notes:

- (a) The advance from an intermediate holding company, which was unsecured, interest bearing and repayable on demand, was fully repaid during the year. The remaining advance as at 31st December, 2016 amounting to HK\$5,420,000 is unsecured, interest-free and repayable on 18th July, 2017.

As at 31st December, 2015, except for the advance amounting to HK\$674,000, which carried fixed interest at 5% per annum, the remaining advance amounting to HK\$199,000 carried interest at Hong Kong Interbank Offered Rate (“HIBOR”) plus 4% per annum. The amount was unsecured and repayable on demand.

- (b) The dividend amounting to HK\$945,000 (2015: HK\$439,000) is distributed by Trans-Profit Limited (“Trans-Profit”). The remaining dividend is distributed by the Company.
- (c) The advance from ultimate holding company was unsecured, carried interest at HIBOR plus 4% (2015: HIBOR plus 4%) per annum and repayable on demand.
- (d) The compensation of key management personnel comprised short-term and post employment benefits attributable to such personnel.

The remuneration of directors which are also the key management personnel of the Group during the year was as follows:

	2016 HK\$'000	2015 HK\$'000
Short-term benefits	12,822	11,967
Post-employment benefits	36	36
	<u>12,858</u>	<u>12,003</u>

## Notes to the Consolidated Financial Statements (Continued)

For the year ended 31st December, 2016

### 30. STATEMENT OF FINANCIAL POSITION AND RESERVES OF THE COMPANY

	2016 <i>HK\$'000</i>	2015 <i>HK\$'000</i>
<b>NON-CURRENT ASSETS</b>		
Investments in subsidiaries ( <i>Note</i> )	1,295,529	1,275,433
Amounts due from subsidiaries	249,335	288,737
	<u>1,544,864</u>	<u>1,564,170</u>
<b>CURRENT ASSETS</b>		
Other receivables and prepayments	234	273
Amounts due from subsidiaries	191,308	191,916
Pledged bank deposit	273,322	–
Bank balances and cash	79,013	272,130
	<u>543,877</u>	<u>464,319</u>
<b>CURRENT LIABILITIES</b>		
Other payables and accruals	6,165	679
Advance from an intermediate holding company	5,420	199
Tax liabilities	234	–
	<u>11,819</u>	<u>878</u>
<b>NET CURRENT ASSETS</b>	<u>532,058</u>	<u>463,441</u>
<b>TOTAL ASSETS LESS CURRENT LIABILITIES</b>	<u><u>2,076,922</u></u>	<u><u>2,027,611</u></u>
<b>CAPITAL AND RESERVES</b>		
Share capital	1,084,887	1,084,887
Reserves	992,035	942,724
<b>TOTAL EQUITY</b>	<u><u>2,076,922</u></u>	<u><u>2,027,611</u></u>

*Note:* Investments in subsidiaries are included in the Company's statement of financial position at cost (including deemed capital contribution) less any identified impairment loss. The results of subsidiaries are accounted for by the Company on the basis of dividends received and receivable.

The Company's statement of financial position was approved and authorised for issue by the Board of Directors on 13th March, 2017 and are signed on its behalf by:

**Albert HUI Wing Ho**  
*DIRECTOR*

**William CHENG Kai Man**  
*DIRECTOR*

## Notes to the Consolidated Financial Statements (Continued)

For the year ended 31st December, 2016

### 30. STATEMENT OF FINANCIAL POSITION AND RESERVES OF THE COMPANY (Continued)

#### Movement in the Company's equity

	Share capital HK\$'000	Capital reserve HK\$'000	Retained profits HK\$'000	Total HK\$'000
At 1st January, 2015	387,308	4,181	809,191	1,200,680
Profit for the year	–	–	130,460	130,460
Issue of shares and expense incurred	697,579	–	(1,108)	696,471
	<hr/>	<hr/>	<hr/>	<hr/>
At 31st December, 2015	1,084,887	4,181	938,543	2,027,611
Profit for the year	–	–	87,922	87,922
Final dividend for the year ended 31st December, 2015 paid	–	–	(27,828)	(27,828)
Interim dividend payable for the six months ended 30th June, 2016	–	–	(10,783)	(10,783)
	<hr/>	<hr/>	<hr/>	<hr/>
<b>At 31st December, 2016</b>	<b>1,084,887</b>	<b>4,181</b>	<b>987,854</b>	<b>2,076,922</b>

## Notes to the Consolidated Financial Statements (Continued)

For the year ended 31st December, 2016

### 31. PARTICULARS OF PRINCIPAL SUBSIDIARIES

All the principal subsidiaries are incorporated and operating principally in Hong Kong except otherwise indicated. None of the subsidiaries had any debt securities outstanding as at 31st December, 2016 or at any time during the year.

Name of subsidiary	Paid up issued ordinary share/registered capital		Value of issued ordinary share/registered capital held by				Principal activities
	Number of shares 2016 & 2015	Share capital 2016 & 2015	2016		2015		
			Company %	Subsidiaries %	Company %	Subsidiaries %	
Babenna Limited ("Babenna")	2	HK\$20	-	100	-	100	Investment holding
Beautiful Sky Investment Limited	2	HK\$2	-	100	-	100	Hotel investment and operation and investment holding
Boutique Hotel Limited	2	HK\$2	-	100	-	100	Hotel investment and operation
Fastgrow Engineering & Construction Company Limited	2	HK\$2	100	-	100	-	Investment holding
Good Taylor Limited	2	HK\$2	100	-	100	-	Investment holding
Harbour Rich Industrial Limited	10,000	HK\$10,000	-	100	-	100	Property investment
Himson Enterprises Limited	2	HK\$2	-	100	-	100	Hotel investment and operation
Houston Venture Limited	2	HK\$2	-	100	-	100	Property investment
King Express Development Limited (iii)	1	HK\$1	-	100	-	-	Property investment
Magnificent Hotel	8,947,051,324	HK\$841,926,731	30.29	40.80	30.29	40.80	Investment holding and provision of management services
Magnificent International Hotel Limited	2	HK\$2	-	100	-	100	Hotel investment and operation
Mercury Fast Limited	2	HK\$2	-	100	-	100	Securities dealings and investment holding
Noblesse International Limited (i)	1	US\$1	100	-	100	-	Property investment
Shanghai Shun Ho (Lands Development) Limited (i)	1	US\$1	-	100	-	100	Investment holding
上海順豪房地產發展有限公司 Shanghai Shun Ho Property Development Co., Ltd. (ii)	Registered capital	US\$4,950,000	-	100	-	100	Hotel investment and operation
Shun Ho Capital Properties Limited (i)	1	US\$1	-	100	-	100	Investment holding
Shun Ho (Lands Development) Limited (i)	10	US\$10	100	-	100	-	Investment holding
Shun Ho Technology Developments Limited	2	HK\$20	100	-	100	-	Investment holding
Sino Money Investments Limited	10,000	HK\$10,000	-	100	-	100	Hotel investment and operation
South Point Investments Limited (i)	1	US\$1	100	-	100	-	Investment holding
Tennyland Limited	2	HK\$20	-	100	-	100	Property investment
Trans-Profit	1,000,000	HK\$1,000,000	93	-	93	-	Property investment
United Assets Company Limited	2,000,000	HK\$2,000,000	-	100	-	100	Hotel investment and operation and investment holding

- (i) Incorporated in the BVI and have no operation in Hong Kong.
- (ii) Sino foreign co-operative joint venture established and operating principally in the PRC.
- (iii) Incorporated in Hong Kong and operating in the UK.

The directors are of the opinion that a complete list of the subsidiaries of the Company will be of excessive length and therefore the above list contains only the particulars of subsidiaries which principally affects the results or assets of the Group.

## Notes to the Consolidated Financial Statements (Continued)

For the year ended 31st December, 2016

### 31. PARTICULARS OF PRINCIPAL SUBSIDIARIES (Continued)

#### Details of non-wholly owned subsidiary that have material non-controlling interests

The table below shows details of non-wholly owned subsidiary of the Group that have material non-controlling interests:

Name of subsidiary	Place of incorporation and principal place of business	Proportion of ownership interests and voting rights held by non-controlling interests		Profit allocated to non-controlling interests		Accumulated non-controlling interests	
		2016	2015	2016	2015	2016	2015
				HK\$'000	HK\$'000	HK\$'000	HK\$'000
Magnificent Hotel	Hong Kong	<u>28.91%</u>	<u>28.91%</u>	<u>42,811</u>	<u>40,933</u>	<u>1,055,175</u>	<u>1,058,320</u>

Summarised financial information in respect of the Group's subsidiary that has material non-controlling interests is set out below. The summarised financial information below represents amounts before intragroup eliminations.

	2016 HK\$'000	2015 HK\$'000
<b>Magnificent Hotel</b>		
Current assets	534,381	806,592
Non-current assets	4,066,990	3,546,423
Current liabilities	(736,711)	(461,197)
Non-current liabilities	<u>(94,667)</u>	<u>(95,948)</u>
Total assets and liabilities and equity attributable to owners of Magnificent Hotel	<u>3,769,993</u>	<u>3,795,870</u>

## Notes to the Consolidated Financial Statements (Continued)

For the year ended 31st December, 2016

### 31. PARTICULARS OF PRINCIPAL SUBSIDIARIES (Continued)

	2016 <i>HK\$'000</i>	2015 <i>HK\$'000</i>
Revenue, other income and gains and increase in fair value of investment properties	512,842	459,351
Expenses	<u>(379,618)</u>	<u>(365,021)</u>
Profit for the year from continuing operations	133,224	94,330
Profit for the year from discontinued operations	<u>–</u>	<u>51,371</u>
Profit for the year	<u><b>133,224</b></u>	<u><b>145,701</b></u>
Profit attributable to owners of Magnificent Hotel	133,224	144,056
Profit attributable to the non-controlling interests of a subsidiary of Magnificent Hotel	<u>–</u>	<u>1,645</u>
Profit for the year	<u><b>133,224</b></u>	<u><b>145,701</b></u>
Other comprehensive (expense) income attributable to owners of Magnificent Hotel	<u><b>(107,477)</b></u>	<u><b>99,299</b></u>
Total comprehensive income attributable to owners of Magnificent Hotel	25,747	243,355
Total comprehensive income attributable to the non-controlling interests of a subsidiary of Magnificent Hotel	<u>–</u>	<u>1,645</u>
Total comprehensive income for the year	<u><b>25,747</b></u>	<u><b>245,000</b></u>
Net cash inflow from operating activities	191,499	226,899
Net cash outflow from investing activities	<b>(875,822)</b>	(199,031)
Net cash inflow (outflow) from financing activities	<u><b>239,144</b></u>	<u>(414,315)</u>
Net cash outflow	<u><b>(445,179)</b></u>	<u><b>(386,447)</b></u>

## Notes to the Consolidated Financial Statements (Continued)

For the year ended 31st December, 2016

### 32. CAPITAL RISK MANAGEMENT

The Group manages its capital to ensure that entities in the Group will be able to continue as a going concern while maximising the return to shareholders through the optimisation of the debt and equity balance. The Group's overall strategy remains unchanged from prior year.

The capital structure of the Group consists of net debts, which include the advances from an intermediate holding company and ultimate holding company disclosed in note 29, bank loans disclosed in note 22 (net of pledged bank deposits and bank balances and cash) and equity attributable to owners of the Company, comprising issued capital, retained profits and other reserves as disclosed in the consolidated statement of changes in equity.

The management of the Group reviews the capital structure periodically. As a part of this review, the management of the Group considers the cost of capital and the risks associated with each class of capital. Currently, the management uses long term funding to finance its acquisition of investment properties, expenditure on prepaid lease payments and properties under development to minimise the finance costs. The Group will balance its overall capital structure through the payment of dividends, as well as the issue of new debt or the redemption of existing debts.

There are no significant changes on the Group's approach to capital risk management during the year.

### 33. FINANCIAL INSTRUMENTS

#### (a) Categories of financial instruments

	2016 <i>HK\$'000</i>	2015 <i>HK\$'000</i>
<b>Financial assets</b>		
Loans and receivables (including cash and cash equivalents)	894,839	1,092,887
Available-for-sale investments	171,414	297,333
	<u>1,066,253</u>	<u>1,390,220</u>
<b>Financial liabilities</b>		
Amortised cost	<u>848,836</u>	<u>584,937</u>

## Notes to the Consolidated Financial Statements (Continued)

For the year ended 31st December, 2016

### 33. FINANCIAL INSTRUMENTS (Continued)

#### (b) Financial risk management objectives and policies

The management of the Group monitors and manages the financial risks relating to the operations of the Group through the monitoring procedures. These risks include market risk (including foreign currency risk, interest rate risk and other price risk), credit risk and liquidity risk. The management manages and monitors these exposures to ensure appropriate measures are implemented on a timely and effective manner.

The Group does not enter into derivative financial instruments for hedging or speculative purpose.

There has been no significant change to the Group's exposure to market risks or the manner in which it manages and measures the risks.

#### (i) Foreign currency risk management

The carrying amounts of the Group's foreign currency denominated monetary assets and monetary liabilities at the end of the reporting period are as follows:

	Assets		Liabilities	
	2016 HK\$'000	2015 HK\$'000	2016 HK\$'000	2015 HK\$'000
<b>Group</b>				
Pound Sterling ("GBP")	—	—	<b>315,993</b>	—

The following table details the Group's sensitivity to a 10% (2015: 10%) increase and decrease in the Hong Kong dollars against the relevant foreign currencies. 10% (2015: 10%) is the sensitivity rate used when reporting foreign currency risk internally to key management personnel and represents management's assessment of the reasonably possible change in foreign exchange rate. The sensitivity analysis includes only outstanding foreign currency denominated monetary items and adjusts their translation at the period end for a 10% (2015: 10%) change in foreign currency rate. A positive number below indicates an increase in profit for the year where Hong Kong dollars weaken 10% (2015: 10%) against the relevant currency. For a 10% (2015: 10%) strengthening of Hong Kong dollars against the relevant currency, there would be an equal and opposite impact on the profit for the year, and the balances below would be negative.

	2016 HK\$'000	2015 HK\$'000
GBP	<b>31,599</b>	—

In management's opinion, the sensitivity analysis is unrepresentative of the inherent foreign exchange risk as the year end exposure does not reflect the exposure during the year.



## Notes to the Consolidated Financial Statements *(Continued)*

For the year ended 31st December, 2016

---

### 33. FINANCIAL INSTRUMENTS *(Continued)*

#### (b) Financial risk management objectives and policies *(Continued)*

##### (ii) *Interest rate risk management*

The Group is exposed to cash flow interest rate risk in relation to bank balances, pledged bank deposits, advances from an intermediate holding company and ultimate holding company, and bank loans which are subject to floating interest rate. The Group currently does not have any interest rate hedging policy. However, from time to time, if interest rate fluctuates significantly, appropriate measures would be taken to manage interest rate exposure. The Group's interest rate risk is mainly concentrated on the fluctuation of market interest rate on advances from an intermediate company and ultimate holding company and bank loans.

The Group's exposures to interest rates on financial liabilities are detailed in the liquidity risk management section of this note.

##### *Interest rate sensitivity*

The sensitivity analysis for the Group below have been determined based on the exposure to interest rates for non-derivative instruments including floating-rate advances from an intermediate holding company and ultimate holding company, and bank loans at the end of the reporting period. For floating-rate financial instruments, the analysis is prepared assuming the amount of financial instruments are outstanding for the whole year. A 50 basis points increase or decrease is used which represents management's assessment of the possible change in interest rate.

If interest rates had been 50 basis points higher/lower and all other variables were held constant, the Group's profit for the year ended 31st December, 2016 would decrease/increase by approximately HK\$3,379,000 (2015: HK\$2,340,000). This is mainly attributable to the Group's exposure to interest rates on its floating-rate borrowings not specific for interest capitalisation.

The effect on bank balances has not been taken into account in preparing the sensitivity analysis because the effect involved is not significant.

##### (iii) *Other price risk*

The Group is exposed to other price risk arising from available-for-sale investments.

##### *Other price sensitivity*

The sensitivity analysis below have been determined based on the exposure to other price risk at the end of the reporting period. If the market price of the available-for-sale investments (excluding the available-for-sale investments carried at cost less impairment) had been 10% higher/lower while all other variables were held constant, securities revaluation reserve for the year ended 31st December, 2016 would increase/decrease by approximately HK\$16,952,000 (2015: HK\$29,655,000) for the Group, principally as a result of the changes in fair value of available-for-sale listed equity securities.

## Notes to the Consolidated Financial Statements *(Continued)*

For the year ended 31st December, 2016

---

### 33. FINANCIAL INSTRUMENTS *(Continued)*

#### (b) Financial risk management objectives and policies *(Continued)*

##### (iv) *Credit risk management*

The Group's maximum exposure to credit risk in the event of the counterparties' failure to perform their obligations as at 31st December, 2016 in relation to each class of recognised financial assets is the carrying amount of those assets as stated in the consolidated statement of financial position.

The Group's credit risk is primarily attributable to trade and other receivables and other deposits. In order to minimise the credit risk, the management of the Group has monitoring procedures to ensure that follow-up action is taken to recover overdue debts. In addition, the Group reviews the recoverable amount of each individual debt at the end of each reporting period to ensure that adequate impairment losses are made for irrecoverable amounts. In this regard, the directors of the Company consider that the Group's credit risk is significantly reduced.

The credit risk on bank balances is limited because the counterparties are a number of banks with high credit-ratings assigned by international credit-rating agencies or state-owned banks in the PRC.

The Group has no significant concentration of credit risk on trade and other receivables and other deposits, with exposure spread over a number of counterparties and customers.

##### (v) *Liquidity risk management*

In the management of the liquidity risk, the Group monitors and maintains a level of cash and cash equivalents deemed adequate by the management to finance the Group's operations and mitigate the effects of fluctuations in cash flows. The management monitors the utilisation of bank borrowings and ensures compliance with loan covenants.

At the end of the reporting period, the available banking facilities of the Group amounting to approximately HK\$1,038 million (2015: HK\$780 million), which was utilised to the extent of approximately HK\$809 million (2015: HK\$560 million).

The following tables detail the Group's remaining contractual maturity for its non-derivative financial liabilities based on agreed repayment terms. The tables have been drawn up based on the undiscounted cash flows of financial liabilities based on the earliest date on which the Group can be required to pay. The table includes both interest and principal cash flows. To the extent that interest flows are floating rate, the undiscounted amount is derived from interest rate at the end of the reporting period.

## Notes to the Consolidated Financial Statements (Continued)

For the year ended 31st December, 2016

### 33. FINANCIAL INSTRUMENTS (Continued)

#### (b) Financial risk management objectives and policies (Continued)

##### (v) Liquidity risk management (Continued)

Specifically, for term loans which contain a repayment on demand clause which can be exercised at the bank's sole discretion, the analysis shows the cash outflow based on the earliest period in which the entity can be required to pay, that is if the lenders were to invoke their unconditional rights to call the loans with immediate effect. The maturity analysis for other bank borrowings is prepared based on the scheduled repayment dates.

	Weighted average effective interest rate %	On demand or less than 1 month HK\$'000	1 – 3 months HK\$'000	3 months to 1 year HK\$'000	1 – 5 years HK\$'000	Total undiscounted cash flows HK\$'000	Carrying amount HK\$'000
<b>2016</b>							
Non-interest bearing	–	26,790	–	12,775	–	39,565	39,565
Bank loans – variable interest rate	1.5	493,278	315,993	–	–	809,271	809,271
		<u>520,068</u>	<u>315,993</u>	<u>12,775</u>	<u>–</u>	<u>848,836</u>	<u>848,836</u>
Non-interest bearing (rental deposits received)	–	170	2,920	3,516	34,238	40,844	40,844
		<u>520,238</u>	<u>318,913</u>	<u>16,291</u>	<u>34,238</u>	<u>889,680</u>	<u>889,680</u>
<b>2015</b>							
Non-interest bearing	–	18,638	–	5,173	–	23,811	23,811
Bank loans – variable interest rate	1.6	559,815	–	–	–	559,815	559,815
Other variable interest rate instruments	4.2	637	–	–	–	637	637
Fixed interest rate instruments	5.0	674	–	–	–	674	674
		<u>579,764</u>	<u>–</u>	<u>5,173</u>	<u>–</u>	<u>584,937</u>	<u>584,937</u>
Non-interest bearing (rental deposits received)	–	3,656	639	11,120	26,316	41,731	41,731
		<u>583,420</u>	<u>639</u>	<u>16,293</u>	<u>26,316</u>	<u>626,668</u>	<u>626,668</u>

## Notes to the Consolidated Financial Statements (Continued)

For the year ended 31st December, 2016

### 33. FINANCIAL INSTRUMENTS (Continued)

#### (b) Financial risk management objectives and policies (Continued)

##### (v) Liquidity risk management (Continued)

The table below summarises the maturity analysis of term loans with a repayment on demand clause based on agreed scheduled repayments set out in the loan agreements. The amounts include interest payments computed using contractual rates. As a result, these amounts were greater than the amounts disclosed in the “on demand or less than 1 month” time band in the maturity analysis contained in the table above. Taking into account the Group’s financial position, the directors do not consider that it is probable that the bank will exercise its discretion to demand immediate repayment. The directors believe that such term loans will be repaid in accordance with the scheduled repayment dates set out in the loan agreements.

<b>Maturity Analysis – Term loans subject to a repayment on demand clause based on scheduled repayments</b>						
	<b>Less than 1 month HK\$’000</b>	<b>1 – 3 months HK\$’000</b>	<b>3 months to 1 year HK\$’000</b>	<b>1 – 5 years HK\$’000</b>	<b>Over 5 years HK\$’000</b>	<b>Total undiscounted cash flows HK\$’000</b>
<b>2016</b>	<b><u>6,391</u></b>	<b><u>12,778</u></b>	<b><u>185,810</u></b>	<b><u>269,978</u></b>	<b><u>39,936</u></b>	<b><u>514,893</u></b>
2015	<u>6,294</u>	<u>12,587</u>	<u>185,128</u>	<u>326,395</u>	<u>52,642</u>	<u>583,046</u>

The amounts included above for variable interest rate instruments for non-derivative financial liabilities is subject to change if changes in variable interest rates differ to those estimates of interest rates determined at the end of the reporting period.

#### (c) Fair values of financial instruments

The fair values of financial assets and financial liabilities are determined as follows:

- the fair values of financial assets with standard terms and conditions and traded in active liquid markets are determined with reference to quoted market bid prices; and
- the fair values of other financial assets and financial liabilities are determined in accordance with generally accepted pricing models based on discounted cash flow analysis.

Some of the Group’s financial assets are measured at fair value at the end of each reporting period. The following table gives information about how the fair values of these financial assets are determined (in particular, the valuation technique(s) and inputs used).

<b>Financial asset</b>	<b>2016 HK\$’000</b>	<b>2015 HK\$’000</b>	<b>Fair value hierarchy</b>	<b>Valuation technique(s) and key input(s)</b>
Listed equity securities classified as available-for-sale investments	<b><u>169,519</u></b>	<b><u>296,553</u></b>	Level 1	Quoted bid prices in an active market

Except for certain available-for-sale investments which are stated at cost, the directors of the Company consider that the carrying amounts of the other financial assets and financial liabilities recorded at amortised cost in the consolidated financial statements approximate their fair values.

## Notes to the Consolidated Financial Statements *(Continued)*

For the year ended 31st December, 2016

---

### 34. EVENTS AFTER THE REPORTING PERIOD

#### (i) Acquisition of interest in Enhance Invest Inc.

The Company announced Houston Venture Limited (“Houston Venture”), a company incorporated in BVI, as the purchaser, a wholly-owned subsidiary of the Group and Kingslee S.A. (“Kingslee”), as the vendor, entered into a sale and purchase agreement, pursuant to which Houston Venture has conditionally agreed to acquire, and Kingslee has conditionally agreed to sell the entire issued share capital of Enhance Invest Inc. (the “Target Company”), together with a sale loan. The sale loan represents the aggregate amount then outstanding and owing by Conradion Limited (“Conradion”), a wholly-owned subsidiary of Kingslee, to Kingslee as at completion.

The consideration shall be HK\$1 billion, subject to adjustment, which shall be satisfied by cash payment by Houston Venture to Kingslee in the manner as set out in the agreement. The Target Company owns 100% interest in Conradion which is the legal and beneficial owner of No. 88 Chun Yeung Street, North Point, Hong Kong and known as Newton Inn. Details are set out in the joint announcement issued by the Company dated 17th February, 2017.

#### (ii) Formation of joint venture for acquisition of Rosewood Hotel Georgia

The Company announced that 1106558 B.C. Ltd. (“1106558 B.C.”), as the purchaser, entered into an asset purchase agreement for the acquisition of Rosewood Hotel Georgia for a total consideration of CA\$145 million (equivalent to approximately HK\$858 million). 1106558 B.C. is a wholly-owned subsidiary of a joint venture, known as Funstar Development Limited which in turn is an investment holding company owned as to 50% by Babenna (a wholly-owned subsidiary of Magnificent Hotel) and as to 50% by Able Shine Enterprises Limited. Details are set out in the joint announcement issued by the Company dated 28th February, 2017.

## Financial Summary

### CONSOLIDATED RESULTS

	For the year ended 31st December,				
	2012 <i>HK\$'000</i>	2013 <i>HK\$'000</i>	2014 <i>HK\$'000</i>	2015 <i>HK\$'000</i>	2016 <i>HK\$'000</i>
Revenue	520,503	688,736	648,423	561,827	590,665
Operating profit and profit before taxation	579,958	681,025	961,016	249,803	461,571
Income tax expense	(48,187)	(62,198)	(53,941)	(38,625)	(37,371)
Profit before non-controlling interests	531,771	618,827	907,075	211,178	424,200
Non-controlling interests	(153,788)	(179,508)	(262,575)	(40,933)	(42,811)
Profit for the year	377,983	439,319	644,500	170,245	381,389

### CONSOLIDATED NET ASSETS

	As at 31st December,				
	2012 <i>HK\$'000</i>	2013 <i>HK\$'000</i>	2014 <i>HK\$'000</i>	2015 <i>HK\$'000</i>	2016 <i>HK\$'000</i>
Property, plant and equipment	2,724,021	2,562,374	2,499,297	2,849,408	2,874,620
Prepaid lease payments for land (non-current portion)	60,177	35,014	33,440	30,765	27,898
Investment properties	2,925,100	3,064,000	3,082,700	3,011,800	3,890,050
Properties under development	237,338	263,276	382,339	102,981	56,369
Other non current assets	88,423	104,074	126,209	297,333	171,414
Net current (liabilities) assets	(989,682)	(323,959)	491,159	468,387	19,579
Non current rental deposits received	(22,625)	(25,762)	(33,724)	(26,316)	(34,238)
Deferred tax liabilities	(137,700)	(143,887)	(152,766)	(154,287)	(155,432)
Non-controlling interests	(1,361,160)	(1,558,564)	(1,797,377)	(1,058,320)	(1,055,175)
Net assets attributable to owners of the Company	3,523,892	3,976,566	4,631,277	5,521,751	5,795,085

## Major Properties

### A. HOTEL PROPERTIES

Location	Type of use	Lease term	Group's attributable interest
Best Western Plus Hotel Hong Kong No. 308 Des Voeux Road West Hong Kong	Hotel	Long lease	71.09%
Best Western Plus Hotel Kowloon Nos. 73-75 Chatham Road South Tsimshatsui, Kowloon	Hotel	Medium-term lease	71.09%
Best Western Grand Hotel No. 23 Austin Avenue Tsimshatsui Kowloon, Hong Kong	Hotel	Medium-term lease	71.09%
Best Western Hotel Causeway Bay No. 38 Bowrington Road Causeway Bay Hong Kong	Hotel	Medium-term lease	71.09%
Best Western Hotel Harbour View No. 239 Queen's Road West Hong Kong	Hotel	Long lease	71.09%
Magnificent International Hotel No. 381 Xizang Road South Shanghai, The PRC	Hotel	Medium-term lease	71.09%
Best Western Grand City Hotel No. 338 Queen's Road West Hong Kong	Hotel	Long lease	71.09%
Royal Scot Hotel 100 King's Cross Road London, WC1X 9DT England	Hotel	Freehold	71.09%

### B. PROPERTIES HELD FOR INVESTMENT

Location	Type of use	Lease term	Group's attributable interest
Shun Ho Tower Nos. 24-30 Ice House Street Central, Hong Kong	Commercial	Long lease	93%
No. 633 King's Road North Point, Hong Kong	Commercial	Long lease	100%

